

Achievement of Program outcome

PSG College of Pharmacy

Pharm.D program

Admitted year 2019


Percentage* of Students Scoring- Direct method A

Batch

2019 - 2025

CO. No	Course Code	Course Name	Year	COs No	Program Outcome										Program Specific Outcome					
					PO1	PO2	PO3	PO4	PO5	PO6	PSO1	PSO2	PSO3	PSO4						
1	1.1	Human Anatomy and Physiology	1	CO1			78													
2	1.2	Pharmaceutics	1	CO2		69				70					69	78				70
3	1.3	Medicinal Biochemistry	1	CO3	66															
4	1.4	Pharmaceutical Organic chemistry	1	CO4	50										50	46				
5	1.5	Pharmaceutical Inorganic chemistry	1	CO5	82	82														
6	1.6	Remedial Mathamedics/Biology	1	CO6						82										82
7	2.1	Pathophysiology	2	CO7	96															96
8	2.2	Pharmaceutical Microbiology	2	CO8	71	76	76		71											80
9	2.3	Pharmacognocny & Phytopharmaceuticals	2	CO9	76					74	74	76	76							76
10	2.4	Pharmacology - I	2	CO10	72										66	72				
11	2.5	Community Pharmacy	2	CO11	79					82	86									86
12	2.6	Pharmacotherapeutics - I	2	CO12	94					94	94									94
13	3.1	Pharmacology - II	3	CO13																
14	3.2	Pharmaceutical Analysis	3	CO14	82	82														88
15	3.3	Pharmacotherapeutics - II	3	CO15	99					99	99									82
16	3.4	Pharmaceutical Jurisprudence	3	CO16		86	86				86									99
17	3.5	Medicinal Chemistry	3	CO17	92										93	92				86
18	3.6	Pharmaceutical Formulations	3	CO18		90									94					
19	4.1	Pharmacotherapeutics - III	4	CO19	98					97	96									
20	4.2	Hospital Pharmacy	4	CO20						98	96	94								
21	4.3	Clinical Pharmacy	4	CO21	93	93	94			92	93									93
22	4.4	Biostatistics & Research Methodology	4	CO22		97				97	97	97	97							97
23	4.5	Biopharmaceutics & Pharmacokinetics	4	CO23						96	98									
24	4.6	Clinical Toxicology	4	CO24			85													
25	5.1	Clinical Research	5	CO25						69	74									74
26	5.2	Pharmacoepidemiology and Pharmacoeconomics	5	CO26			80	80	80											80
27	5.3	Clinical Pharmacokinetics & Pharmacotherapy	5	CO27		85	84	88												85
28	5.4	Clerkship	5	CO28							94									94
29	5.5	Project	5	CO29																94
Percentage Average					82.1	84.4	87.9	86.1	88.6	87.9	80.5	85.1	87.7	88.8						

* =>60% considered as achievement of program outcome



Achievement of Program outcome

PSG College of Pharmacy


Pharm.D program

Admitted year 2019

Weightage associated - Direct method B

Batch 2019 - 2025

CO. No	Course Code	Course Name	Year	COs No	Program Outcome								
					PO1			PO2			PO3		
					W	X	W*x	W	X	W*x	W	X	W*x
1	1.1	Human Anatomy and Physiology	1	CO1									
2	1.2	Pharmaceutics	1	CO2				2	69	154			78.06
3	1.3	Medicinal Biochemistry	1	CO3	1	66	93						
4	1.4	Pharmaceutical Organic chemistry	1	CO4	2	50	99						
5	1.5	Pharmaceutical Inorganic chemistry	1	CO5	2	82.07	123	3	82.07	246			
6	1.6	Remedial Mathamedics/Biology	1	CO6									
7	2.1	Pathophysiology	2	CO7	3	95.69	287						
8	2.2	Pharmaceutical Microbiology	2	CO8	3	70.9	213	2	75.61	151	1	75.61	76
9	2.3	Pharmacognocny & Phytopharmaceuticals	2	CO9	1	75.59	76						
10	2.4	Pharmacology - I	2	CO10	2	72.09	130						
11	2.5	Community Pharmacy	2	CO11	2	79.03	158						
12	2.6	Pharmacotherapeutics - I	2	CO12	2	93.96	188						
13	3.1	Pharmacology - II	3	CO13									
14	3.2	Pharmaceutical Analysis	3	CO14	1	82.	103	3	82.	205			
15	3.3	Pharmacotherapeutics - II	3	CO15	2	99.	198						
16	3.4	Pharmaceutical Jurisprudence	3	CO16									
17	3.5	Medicinal Chemistry	3	CO17	2	92.43	185	1	86.27	86	1	86.27	86
18	3.6	Pharmaceutical Formulations	3	CO18									
19	4.1	Pharmacotherapeutics - III	4	CO19	1	98.01	98						
20	4.2	Hospital Pharmacy	4	CO20									
21	4.3	Clinical Pharmacy	4	CO21	3	93.24	280	1	93.24	93	1	94.	94
22	4.4	Biostatistics & Research Methodology	4	CO22				1	97.25	97			
23	4.5	Biopharmaceutics & Pharmacokinetics	4	CO23									
24	4.6	Clinical Toxicology	4	CO24									
25	5.1	Clinical Research	5	CO25							1	85.12	85
26	5.2	Pharmacoepidemiology and Pharmacoeconomics	5	CO26									
27	5.3	Clinical Pharmacokinetics & Pharmacotherapeutics	5	CO27				2	85.45	171			
28	5.4	Clerkship		CO28									
29	5.5	Project		CO29									
Attainment of PO = $\sum w^*x/w$													
					26.69	1150	2229	760.3	1204	21.8	1054	1955	89.66
					59			81.66					



Achievement of Program outcome


Pharm.D program

Admitted year 2019

Weightage associated- Direct method B

Batch 2019 - 2025

CO.N o	Course Code	Course Name	Year	COs No	Program Outcome																					
					PO4			PO5			PO6															
					w	x	w*x	w	x	w*x	w	x	w*x	w	x	w*x										
1	1.1	Human Anatomy and Physiology	1	CO1																						
2	1.2	Pharmacetics	1	CO2											1	70	70									
3	1.3	Medicinal Biochemistry	1	CO3																						
4	1.4	Pharmaceutical Organic chemistry	1	CO4																						
5	1.5	Pharmaceutical Inorganic chemistry	1	CO5																						
6	1.6	Remedial Mathematics/Biology	1	CO6											2	82.07	137									
7	2.1	Pathophysiology	2	CO7																						
8	2.2	Pharmaceutical Microbiology	2	CO8																						
9	2.3	Pharmacognocny & Phytopharmaceuticals	2	CO9							1	70.9	71													
10	2.4	Pharmacology - I	2	CO10																						
11	2.5	Community Pharmacy	2	CO11																						
12	2.6	Pharmacotherapeutics - I	2	CO12	3	79.03	237				3	82.49	247													
13	3.1	Pharmacology - II	2	CO13																						
14	3.2	Pharmaceutical Analysis	3	CO14																						
15	3.3	Pharmacotherapeutics - II	3	CO15																						
16	3.4	Pharmaceutical Jurisprudence	3	CO16							1	99.	99				2	82.								
17	3.5	Medicinal Chemistry	3	CO17														137								
18	3.6	Pharmaceutical Formulations	3	CO18														173								
19	4.1	Pharmacotherapeutics - III	4	CO19																						
20	4.2	Hospital Pharmacy	4	CO20							1	96.52	97				1	96.01								
21	4.3	Clinical Pharmacy	4	CO21														96								
22	4.4	Biostatistics & Research Methodology	4	CO22							2	92.01	184				1	93.18								
23	4.5	Biopharmaceutics & Pharmacokinetics	4	CO23	1	97.25	97				1	97.25	97				1	97.25								
24	4.6	Clinical Toxicology	4	CO24							2	96.09	192				2	98								
25	5.1	Clinical Research	5	CO25														196								
26	5.2	Pharmacoepidemiology and Pharmacoeconomics	5	CO26							3	69.07	173				2	85.15								
27	5.3	Clinical Pharmacokinetics & Pharmacotherapeutic	5	CO27	2	88.45	155				2	79.72	175				3	73.71								
28	5.4	Clerkship	5	CO28	2	95.54	223											184								
29	5.5	Project	5	CO29													3	94.47								
					88.09			360.3			712			975			1429				29.83		1406		2621	
					85.59																87.87					



Attainment of PO = $\Sigma w*x/w$

Achievement of Program outcome

PSG College of Pharmacy

Pharm.D program

Admitted year 2019 Weightage associated- Direct method B Batch 2019 - 2025

CO No	Course Code	Course Name	Year	COs No	Program Specific Outcome											
					PSO1			PSO2			PSO3			PSO4		
					W	X	w*x	W	X	w*x	W	X	w*x	W	X	w*x
1	1.1	Human Anatomy and Physiology	1	CO1				3	78.06	234						
2	1.2	Pharmaceutics	1	CO2	2	69	123							3	70	209
3	1.3	Medicinal Biochemistry	1	CO3												
4	1.4	Pharmaceutical Organic chemistry	1	CO4	1	50	70	1	46	46						
5	1.5	Pharmaceutical Inorganic chemistry	1	CO5	1			2	82.07	164	1	82.07	82			
6	1.6	Remedial Mathamedics/Biology	1	CO6												
7	2.1	Pathophysiology	2	CO7				3	95.69	287						
8	2.2	Pharmaceutical Microbiology	2	CO8				2	80.19	160						
9	2.3	Pharmacognocny & Phytopharmaceuticals	2	CO9	3	73.83	221	3	75.59	227	2	75.59	151			
10	2.4	Pharmacology - I	2	CO10	1	65.76	66	3	72.09	202						
11	2.5	Community Pharmacy	2	CO11												
12	2.6	Pharmacotherapeutics - I	2	CO12				1	93.96	94	3	86.27	216	3	86.27	259
13	3.1	Pharmacology - II	3	CO13				1	88.02	88	2	88.02	176			
14	3.2	Pharmaceutical Analysis	3	CO14				3	82	246	1	82	82			
15	3.3	Pharmacotherapeutics - II	3	CO15				1		0	3	99	277	3	99	297
16	3.4	Pharmaceutical Jurisprudence	3	CO16										1	86.27	86
17	3.5	Medicinal Chemistry	3	CO17	3	92.95	279	1	92.43	129						
18	3.6	Pharmaceutical Formulations	3	CO18												
19	4.1	Pharmacotherapeutics - III	4	CO19				2	96.52	193	3	96.52	270	2	96.52	174
20	4.2	Hospital Pharmacy	4	CO20	2	98	196	2	94.33	189						
21	4.3	Clinical Pharmacy	4	CO21				3	93.18	280	2	93.18	186	2	93.18	155
22	4.4	Biostatistics & Research Methodology	4	CO22	1	97.25	122	1	97.25	117	2	97.25	175			
23	4.5	Biopharmaceutics & Pharmacokinetics	4	CO23												
24	4.6	Clinical Toxicology	4	CO24	2	84.62	169	2	85.12	170						
25	5.1	Clinical Research	5	CO25							1	73.71	74			
26	5.2	Pharmacoepidemiology and Pharmacoeconomics	5	CO26				2	79.72	159	3	79.72	159	3	79.72	199
27	5.3	Clinical Pharmacokinetics & Pharmacotherapy	5	CO27				1	85.45	85						
28	5.4	Clerkship	5	CO28				3	94.47	283						
29	5.5	Project	5	CO29												
					15.45	724.3	1246	35.4	1447	2921	1227	2481	1897	704.6	1661	
						80.6			82.5			89.6		87.6		
					Attainment of PO = $\sum w*x/w$											

