




Program Outcome (PO) Direct Attainment

Curriculum: MPharm in COLOGY 2020-2022

Term: 1 - Semester, 2 - Semester, 3 - Semester, 4 - Semester



Sl. No.	PO Reference	Attainment based on Threshold Method %	Attainment Level	Attainment based on Weighted Average Method %	Attainment Level
1	PO1	92.14 %	2.78	81.91 %	2.48
2	PO2	82.82 %	2.44	68.76 %	2.03
3	PO3	79.99 %	2.36	74.57 %	2.22
4	PO4	80.03 %	2.36	64.85 %	1.92
5	PSC1	85.37 %	2.54	60.25 %	1.81
6	PSO2	82.40 %	2.45	55.91 %	1.67
7	PSO3	80.45 %	2.39	45.55 %	1.36
8	PSO4	72.26 %	2.11	50.48 %	1.47

Note

The above bar graph depicts the overall class performance with respect to the Threshold % for individual Program Outcomes ((POs)). The Attainment % for respective columns is calculated using the below formula.

For Attainment based on Threshold method % = X / Y

Where,

X = Sum of all the Course Outcomes(COs) Threshold based Attainment % mapped to the respective PO

Y = Count of Course Outcomes(COs) mapped to respective PO

For Attainment based on Weighted Average Method % = X / Y

Where,

X = Sum of all the Course Outcomes(COs) Threshold based Attainment % * Map Level Weighted Attainment % mapped to respective PO

Y = Count of Course Outcomes(COs) mapped to respective PO

[Signature]




Program Level Course - PO & PSO Attainment Matrices Report

Curriculum: MPharm in COLOGY 2020-2022

Type: ALL(CIA, TEE)

Course	PO1	PO2	PO3	PO4	PSO1	PSO2	PSO3	PSO4
1 - Semester								
Advanced Pharmacology - I (MPL102T)	2.06 - (68.75)	2.13 - (70.83)	2.13 - (70.83)	2.13 - (70.83)	2.00 - (66.67)	2.19 - (72.92)	2.13 - (70.83)	2.00 - (66.67)
Cellular and Molecular Pharmacology (MPL104T)	3.00 - (93.75)				3.00 - (93.75)		0.99 - (30.94)	
Modern Pharmaceutical Analytical Techniques (MPL101T)		0.50 - (20.94)			0.67 - (27.81)	0.50 - (20.94)	0.25 - (10.31)	0.50 - (20.94)
Pharmacological and Toxicological Screening Methods- I (MPL103T)	3.00 - (93.75)							
Pharmacology Practical I (MPL105P)	2.01 - (67.00)	3.00 - (100.00)			0.99 - (33.00)	1.67 - (55.67)	0.99 - (33.00)	
Seminar/Assignment I ()	3.00 - (100.00)				0.99 - (33.00)	0.99 - (33.00)	0.99 - (33.00)	0.99 - (33.00)
2 - Semester								
Advanced Pharmacology - II (MPL201T)	2.06 - (65.42)	2.25 - (71.88)	2.25 - (71.88)	2.25 - (71.88)	2.25 - (70.83)	1.88 - (59.49)	2.25 - (71.18)	2.25 - (70.83)
Clinical Research & Pharmacovigilance (MPL204T)	1.95 - (64.95)	2.00 - (66.75)	2.25 - (75.00)	1.12 - (37.50)		2.25 - (75.00)	2.25 - (75.00)	2.25 - (75.00)
Pharmacological and Toxicological Screening Methods II (MPL202T)	2.80 - (87.56)					3.00 - (93.75)		
Pharmacology Practical II (MPL205P)	2.01 - (67.00)	2.01 - (67.00)	3.00 - (100.00)	2.01 - (67.00)	3.00 - (100.00)			
Principles of Drug Discovery (MPL203T)	0.80 - (33.17)	1.40 - (57.96)	0.87 - (36.32)	1.00 - (41.88)	0.75 - (30.99)	0.90 - (37.22)	0.75 - (31.25)	1.30 - (53.90)
Seminar/Assignment II ()	0.99 - (33.00)				0.99 - (33.00)	0.99 - (33.00)	0.99 - (33.00)	0.99 - (33.00)



[Handwritten Signature]



PSG SONS & CHARITY TRUST
PSG College of Pharmacy, Coimbatore.
Department of Pharmacy

Course	PO1	PO2	PO3	PO4	PSO1	PSO2	PSO3	PSO4
3 - Semester								
JC (MPLJC)	3.00 - (100.00)							
Research Methodology and Biostatistics (MRM301T)	3.00 - (100.00)	3.00 - (100.00)	2.80 - (93.40)	3.00 - (100.00)				
RPP (MPLRPP)	3.00 - (100.00)							
RW (MPLRW)	3.00 - (100.00)							
4 - Semester								
DSC (MPHDSC)	3.00 - (100.00)	2.01 - (67.00)			2.01 - (67.00)	2.01 - (67.00)		
Journal Club (MPHJC4)	3.00 - (100.00)	2.01 - (67.00)			3.00 - (100.00)		2.01 - (67.00)	
RW4 (MPHRW4)	3.00 - (100.00)	2.01 - (67.00)			2.01 - (67.00)	2.01 - (67.00)		






Program Outcome (PO) Direct Attainment

Curriculum: MPharm in Analysis 2020-2022

Term: 1 - Semester, 2 - Semester, 3 - Semester, 4 - Semester



Sl. No.	PO Reference	Attainment based on Threshold Method %	Attainment Level	Attainment based on Weighted Average Method %	Attainment Level
1	PO1	90.00 %	2.70	68.12 %	2.05
2	PO2	82.59 %	2.55	62.95 %	1.94
3	PO3	71.88 %	1.88	68.58 %	1.77
4	PO4	95.31 %	3.00	80.36 %	2.50
5	PSO1	88.46 %	2.71	65.05 %	1.97
6	PSO2	90.63 %	2.86	62.58 %	1.99
7	PSO3	91.48 %	2.80	71.34 %	2.16
8	PSO4	87.95 %	2.68	64.53 %	1.96

Note

The above bar graph depicts the overall class performance with respect to the Threshold % for individual Program Outcomes ((POs)). The Attainment % for respective columns is calculated using the below formula.

For Attainment based on Threshold method % = X / Y

Where,

X = Sum of all the Course Outcomes(COs) Threshold based Attainment % mapped to the respective PO


Y = Count of Course Outcomes(COs) mapped to respective PO

For Attainment based on Weighted Average Method % = X / Y

Where,

X = Sum of all the Course Outcomes(COs) Threshold based Attainment % * Map Level Weighted Attainment % mapped to respective PO

Y = Count of Course Outcomes(COs) mapped to respective PO






Program Level Course - PO & PSO Attainment Matrices Report

Curriculum: MPharm in Analysis 2020-2022

Type: ALL(CIA, TEE)

Course	PO1	PO2	PO3	PO4	PSO1	PSO2	PSO3	PSO4
1 - Semester								
Advanced Pharmaceutical Analysis (MPA102T)		1.76 - (48.16)				2.63 - (71.88)		
Food Analysis (MPA104T)	2.01 - (54.44)	2.01 - (54.44)			1.24 - (33.72)	3.00 - (81.25)		
Modern Pharmaceutical Analytical Techniques (MPA101T)		2.01 - (60.72)			2.67 - (80.66)	2.01 - (60.72)	0.99 - (29.91)	2.01 - (60.72)
Pharmaceutical Analysis Practical I (MPA105P)	0.99 - (33.00)	3.00 - (100.00)			3.00 - (100.00)	2.67 - (89.00)	3.00 - (100.00)	3.00 - (100.00)
Pharmaceutical Validation (MPA103T)	0.25 - (14.44)	0.50 - (29.31)	0.75 - (43.75)		0.50 - (29.31)		0.75 - (43.75)	
Seminar/Assignment I ()	2.01 - (67.00)				0.99 - (33.00)	0.99 - (33.00)	0.99 - (33.00)	0.99 - (33.00)
2 - Semester								
Advanced Instrumental Analysis (MPA201T)		1.00 - (41.88)			1.50 - (62.50)	1.50 - (62.50)		
Herbal and Cosmetic Analysis (MPA204T)	0.50 - (23.03)	0.40 - (18.36)						0.75 - (34.38)
Modern Bio-Analytical Techniques (MPA202T)		2.01 - (54.44)			2.01 - (54.44)	2.01 - (54.44)	2.01 - (54.44)	
Pharmaceutical Analysis Practical II (MPA205P)	0.99 - (33.00)	3.00 - (100.00)			1.75 - (58.25)	2.00 - (66.50)	3.00 - (100.00)	3.00 - (100.00)
Quality Control and Quality Assurance (MPA203T)	0.99 - (29.91)	2.20 - (66.34)		2.01 - (60.72)	2.01 - (60.72)	2.00 - (60.27)	3.00 - (90.63)	3.00 - (90.63)
Seminar/Assignment II ()	2.01 - (67.00)				0.99 - (33.00)	0.99 - (33.00)	0.99 - (33.00)	0.99 - (33.00)



Handwritten signature



PSG SONS & CHARITY TRUST
 PSG College of Pharmacy, Coimbatore.
 Department of Pharmacy

Course	PO1	PO2	PO3	PO4	PSO1	PSO2	PSO3	PSO4
3 - Semester								
JC (MPLJC)	3.00 - (100.00)							
Research Methodology and Biostatistics (MRM301T)	3.00 - (100.00)	3.00 - (100.00)	2.80 - (93.40)	3.00 - (100.00)				
RPP (MPLRPP)	3.00 - (100.00)							
RW (MPLRW)	3.00 - (100.00)							
4 - Semester								
DSC (MPHDSC)	3.00 - (100.00)	2.01 - (67.00)			3.00 - (100.00)	2.01 - (67.00)	3.00 - (100.00)	
Journal Club (MPHJC4)	3.00 - (100.00)	2.01 - (67.00)			3.00 - (100.00)	2.01 - (67.00)	3.00 - (100.00)	
RW4 (MPHRW4)	3.00 - (100.00)	2.21 - (73.60)			3.00 - (100.00)	2.01 - (67.00)	3.00 - (100.00)	

[Handwritten signature]






Program Outcome (PO) Direct Attainment

Curriculum: MPharm in CEUTICS 2020-2022

Term: 1 - Semester, 2 - Semester, 3 - Semester, 4 - Semester



Sl. No.	PO Reference	Attainment based on Threshold Method %	Attainment Level	Attainment based on Weighted Average Method %	Attainment Level
1	PO1	98.02 %	3.00	95.27 %	2.92
2	PO2	92.12 %	2.92	70.74 %	2.25
3	PO3	88.90 %	2.62	39.40 %	1.17
4	PO4	92.09 %	3.00	56.47 %	1.79
5	PSO1	96.79 %	3.00	81.74 %	2.54
6	PSO2	88.22 %	2.55	69.48 %	1.96
7	PSO3	91.97 %	3.00	63.85 %	2.00
8	PSO4	95.98 %	3.00	38.81 %	1.25

Note

The above bar graph depicts the overall class performance with respect to the Threshold % for individual Program Outcomes ((POs)). The Attainment % for respective columns is calculated using the below formula.

For Attainment based on Threshold method % = X / Y

Where,

X = Sum of all the Course Outcomes(COs) Threshold based Attainment % mapped to the respective PO

Y = Count of Course Outcomes(COs) mapped to respective PO

For Attainment based on Weighted Average Method % = X / Y

Where,

X = Sum of all the Course Outcomes(COs) Threshold based Attainment % * Map Level Weighted Attainment % mapped to respective PO

Y = Count of Course Outcomes(COs) mapped to respective PO






Program Level Course - PO & PSO Attainment Matrices Report

Curriculum: MPharm in CEUTICS 2020-2022

Type: ALL(CIA, TEE)


Course	PO1	PO2	PO3	PO4	PSO1	PSO2	PSO3	PSO4
1 - Semester								
Drug Delivery System (MPH102T)		1.51 - (48.94)						
Modern Pharmaceutical Analytical Techniques (MPH101T)		2.01 - (56.23)			2.67 - (74.70)	2.01 - (56.23)	0.99 - (27.70)	2.01 - (56.23)
Modern Pharmaceutics (MPH103T)		0.99 - (33.00)						
Pharmaceutics Practical I (MPH105P)	2.01 - (67.00)						3.00 - (100.00)	
Regulatory Affair (MPH104T)	3.00 - (82.86)	3.00 - (82.86)	0.99 - (27.34)	1.39 - (38.59)				
Seminar (MPHseminar)	3.00 - (100.00)							0.99 - (33.00)
2 - Semester								
Advanced Biopharmaceutics and Pharmacokinetics (MPH202T)		3.00 - (100.00)						
Computer Aided Drug Delivery System (MPH203T)	3.00 - (93.40)	3.00 - (93.40)	0.99 - (30.82)	0.99 - (30.82)				
Cosmetic and Cosmeceuticals (MPH204T)			0.25 - (18.86)			0.75 - (57.15)		
Molecular Pharmaceutics (MPH201T)		2.01 - (58.96)						
Pharmaceutics Practical II (MPH205P)			0.99 - (33.00)		3.00 - (100.00)			
Seminar2 (MPHseminar2)	3.00 - (100.00)							
3 - Semester								





PSG SONS & CHARITY TRUST
PSG College of Pharmacy, Coimbatore.
Department of Pharmacy

Course	PO1	PO2	PO3	PO4	PSO1	PSO2	PSO3	PSO4
JC (MPHJC)	3.00 - (100.00)							
Research Methodology and Biostatistics (MRM301T)	3.00 - (100.00)	3.00 - (100.00)	2.80 - (93.40)	3.00 - (100.00)				
RPP (MPHRPP)	3.00 - (100.00)							
RW (MPHRW)	3.00 - (100.00)							
4 - Semester								
DSC (MPHDSC)	3.00 - (100.00)	2.01 - (67.00)	0.99 - (33.00)		2.01 - (67.00)	2.01 - (67.00)		0.99 - (33.00)
Journal Club (MPHJC4)	3.00 - (100.00)				3.00 - (100.00)			
RW4 (MPHRW4)	3.00 - (100.00)	2.01 - (67.00)			2.01 - (67.00)	2.01 - (67.00)		0.99 - (33.00)






Program Outcome (PO) Direct Attainment

Curriculum: MPharm in PRACTICE 2020-2022

Term: 1 - Semester, 2 - Semester, 3 - Semester, 4 - Semester



Sl. No.	PO Reference	Attainment based on Threshold Method %	Attainment Level	Attainment based on Weighted Average Method %	Attainment Level
1	PO1	94.08 %			
2	PO2	94.49 %	2.84	75.16 %	2.29
3	PO3	89.58 %	2.82	66.89 %	2.02
4	PO4	89.58 %	2.67	48.35 %	1.44
5	PSO1	90.62 %	2.67	51.75 %	1.54
6	PSO2	92.79 %	2.75	84.39 %	2.58
7	PSO3	81.25 %	2.77	71.00 %	2.14
8	PSO4	85.00 %	2.50	46.08 %	1.40
			2.70	68.86 %	2.20

Note

The above bar graph depicts the overall class performance with respect to the Threshold % for individual Program Outcomes ((POs)). The Attainment % for respective columns is calculated using the below formula.

For Attainment based on Threshold method % = X / Y


Where,

X = Sum of all the Course Outcomes(COs) Threshold based Attainment % mapped to the respective PO
Y = Count of Course Outcomes(COs) mapped to respective PO

For Attainment based on Weighted Average Method % = X / Y

Where,

X = Sum of all the Course Outcomes(COs) Threshold based Attainment % * Map Level Weighted Attainment % mapped to respective PO
Y = Count of Course Outcomes(COs) mapped to respective PO





PSG SONS & CHARITY TRUST
PSG College of Pharmacy, Coimbatore.
Department of Pharmacy

Program Level Course - PO & PSO Attainment Matrices Report

Curriculum: MPharm in PRACTICE 2020-2022

Type: ALL(CIA, TEE)

Course	PO1	PO2	PO3	PO4	PSO1	PSO2	PSO3	PSO4
1 - Semester								
Clinical Pharmacy Practice (MPP101T)	2.16 - (72.00)	1.20 - (40.00)		1.20 - (40.00)				
Clinical Research (MPP104T)	0.90 - (37.50)	0.80 - (33.25)	1.10 - (45.75)	1.10 - (45.88)	1.50 - (62.50)	1.30 - (54.12)	1.20 - (50.00)	1.00 - (41.62)
Hospital and Community Pharmacy (MPP103T)	0.99 - (33.00)	0.99 - (33.00)	0.99 - (33.00)	0.99 - (33.00)	2.01 - (67.00)	0.99 - (33.00)		
Pharmacotherapeutics I (MPP102T)	2.01 - (67.00)				3.00 - (100.00)			2.01 - (67.00)
Pharmacy Practice Practical I (MPP105P)	2.50 - (83.50)	3.00 - (100.00)	3.00 - (100.00)	3.00 - (100.00)	3.00 - (100.00)	3.00 - (100.00)		
Seminar/assignment (269911)	2.01 - (67.00)	3.00 - (100.00)	0.99 - (33.00)		3.00 - (100.00)	2.01 - (67.00)		
2 - Semester								
Clinical Pharmacokinetics and Therapeutic Drug Monitoring (MPP203T)	3.00 - (81.25)	3.00 - (81.25)	1.60 - (43.39)	1.60 - (43.23)	3.00 - (81.25)	3.00 - (81.25)	2.00 - (54.27)	3.00 - (81.25)
Pharmacotherapeutics II (MPP202T)	2.01 - (54.44)				3.00 - (81.25)		0.99 - (26.81)	2.01 - (54.44)
Pharmacy Practice Practical II (MPP205T)	2.01 - (67.00)	0.99 - (33.00)		1.50 - (50.00)		0.99 - (33.00)		
Principles of Quality Use of Medicines (MPP201T)	2.33 - (77.67)	1.50 - (50.00)	0.99 - (33.00)	0.99 - (33.00)			2.75 - (91.75)	
Seminar/assignment II (269912)	2.01 - (67.00)	3.00 - (100.00)	0.99 - (33.00)		3.00 - (100.00)	2.01 - (67.00)		
3 - Semester								
JC (MPPJC)	3.00 - (100.00)	2.34 - (78.00)				3.00 - (100.00)		





PSG SONS & CHARITY TRUST
PSG College of Pharmacy, Coimbatore.
Department of Pharmacy

Course	PO1	PO2	PO3	PO4	PSO1	PSO2	PSO3	PSO4
Research Methodology and Biostatistics (MRM301T)	3.00 - (100.00)	3.00 - (100.00)	2.80 - (93.40)	3.00 - (100.00)				
RPP (MPPRPP)	3.00 - (100.00)	2.01 - (67.00)			3.00 - (100.00)	3.00 - (100.00)		
RW (MPPRW)	3.00 - (100.00)	3.00 - (100.00)			3.00 - (100.00)	3.00 - (100.00)		3.00 - (100.00)
4 - Semester								
DSC (MPPDSC)	3.00 - (100.00)	2.01 - (67.00)			3.00 - (100.00)	2.01 - (67.00)		
JC4 (MPP4JC)	3.00 - (100.00)	2.01 - (67.00)			3.00 - (100.00)			
RPP4 (MPP4RPP)	3.00 - (100.00)	2.01 - (67.00)				3.00 - (100.00)		

