


Comparison of Attainment POs and PSOs  
By Direct Method: A and B



PSG College of Pharmacy  
Coimbatore

Admitted year 2018  
Batch 2018 - 2020  
Program M.Pharm  
**Pharmacy Practice**

	Pass Percentage	% of Students Scored Grades A & B	Weighted Average
PO1	97.73	81.82	81.82
PO2	97.73	72.73	52.89
PO3	99.30	88.81	72.92
PO4	96.97	87.88	87.88
PO5	99.09	92.73	90.26
PO6	97.73	79.55	86.36
PO7	100.00	89.09	89.26
PO8	99.17	90.08	90.14




# Achievement of Program outcome

## M.Pharm SEM program Pharmacy Practice Admitted year 2018

Batch 2018 - 2024

Percentage of Students Passed\*

CO.	Course	Course Name	Year	COs	Program Outcome									Program Specific Outcome						
					PO1	PO2	PO3	PO4	PO5	PO6	PSO1	PSO2	PSO3	PSO4						
1	MPP101T	Clinical Pharmacy Practice	1	CO1																
2	MPP102T	Pharmacotherapeutics - I	1	CO2																
3	MPP103T	Hospital & Community Pharmacy	1	CO3	100															
4	MPP104T	Clinical Research	1	CO4	100															
5	MPP105P	Pharmacy Practice Practical I	1	CO5	100															
6		Seminar/Assignment I	1	CO6	100															
7		Principles of Quality use of Medicines	2	CO7	100															
8	MPP201T	Pharmacotherapeutics - II	2	CO8	100															
9	MPP202T	Clinical Pharmacokinetics and Therapeutic dr	2	CO9	91	91	91	91	91	91	91	91	91	91	91	91	91	91	91	91
10	MPP203T	Pharmacoepidemiology & Pharmacoeconom	2	CO10	100															
11	MPP204T	Pharmacy Practice Practical II	2	CO11	100															
12	MPP205P	Seminar/Assignment II	2	CO12	100															
13	MRM301T	Research Methodology and Biostatistics	3	CO13	91	91														
14		Journal Club I	3	CO14	100															
15		Discussion/Presentation - Proposal Presenta	3	CO15	100															
16		Research Work	3	CO16	100															
17		Journal Club II	4	CO17	100															
18		Discussion/PresentationII - Proposal Present	4	CO18	100															
19		Research Work and Colloquium	4	CO19	91															
Percentage Average					97.7	96.4	98.2	97	99.1	97.7	100	99.2	####	####	####	####	####	####	####	####




# Achievement of Program outcome

M.Pharm SEM program Pharmacy Practice

Admitted year 2018 Batch 2018 - 2020  
Percentage\* of Students Scoring- Direct method A

CO. No	Course Code	Course Name	Year	COs No	Program Outcome								Program Specific Outcome							
					PO1	PO2	PO3	PO4	PO5	PO6	PO7	PO8	PO9	PO10	PO11					
1	MPP101T	Clinical Pharmacy Practice	1	CO1																
2	MPP102T	Pharmacotherapeutics - I	1	CO2			91		91						91					
3	MPP103T	Hospital & Community Pharmacy	1	CO3	64		64		64						64					
4	MPP104T	Clinical Research	1	CO4		45	45			45										
5	MPP105P	Pharmacy Practice Practical I	1	CO5	100		100		100						100					
6		Seminar/Assignment I	1	CO6						100					100					
7		Principles of Quality use of Medicines	2	CO7		82	82													
8	MPP201T	Pharmacotherapeutics - II	2	CO8		100	100		100						100					
9	MPP202T	Clinical Pharmacokinetics and Therapeutic dr	2	CO9	73	73	73		73	73					73					
10	MPP203T	Pharmacoepidemiology & Pharmacoeconom	2	CO10	91	91									91					
11	MPP204T	Pharmacy Practice Practical II	2	CO11			100		100						100					
12	MPP205P	Seminar/Assignment II	2	CO12		82	82													
13	MRM301T	Research Methodology and Biostatistics	3	CO13			100		100											
14		Journal Club I	3	CO14			100		100											
15		Discussion/Presentationl - Proposal Presenta	3	CO15			100		100											
16		Research Work	3	CO16			100*		100*											
17		Journal Club II	4	CO17			100		100											
18		Discussion/Presentationll - Proposal Present	4	CO18			100		100											
19		Research Work and Colloquium	4	CO19			91		91											
<b>Percentage Average</b>					<b>81.8</b>	<b>74.5</b>	<b>88.5</b>	<b>87.9</b>	<b>92.7</b>	<b>79.5</b>	<b>89.1</b>	<b>90.1</b>	<b>###</b>							

\* =>60% considered as achievement of program outcome



# Achievement of Program outcome

## M.Pharm SEM program Pharmacy Practice.

Admitted year 2018

Weightage associated- Direct method B

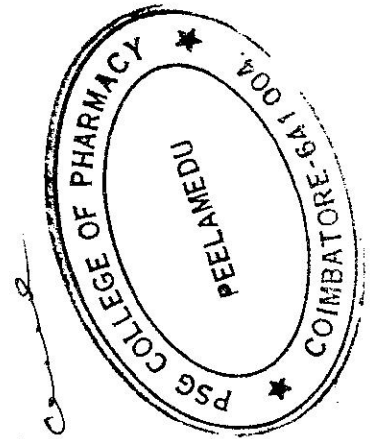
Batch

2018 - 2020

CO. Course No Code	Course Name	COs No	Year	Program Outcome								
				W	X	w*x	W	X	w*x			
1	MPP101T Clinical Pharmacy Practice	CO1	1									
2	MPP102T Pharmacotherapeutics - I	CO2	1									
3	MPP103T Hospital & Community Pharmacy	CO3	1	1	63.64	64			2	90.91	182	
4	MPP104T Clinical Research	CO4	1				1	45.45	1	63.64	64	
5	MPP105P Pharmacy Practice Practical I	CO5	1	1	100.	100			3	45.45	136	
6	Seminar/Assignment I	CO6	1						1	100.	100	
7	Principles of Quality use of Medicines	CO7	2									
8	MPP201T Pharmacotherapeutics - II	CO8	2	1	81.82	82			1	81.82	82	
9	MPP202T Clinical Pharmacokinetics and Therapeutic dru	CO9	2						2	100.	200	
10	MPP203T Pharmacoepidemiology & Pharmacoeconomic	CO10	2	1	72.73	73			2	72.73	145	
11	MPP204T Pharmacy Practice Practical II	CO11	2	1	90.91	91			2	72.73	145	
12	MPP205P Seminar/Assignment II	CO12	2						1	100	100	
13	MRM301I Research Methodology and Biostatistics	CO13	3				2	81.82	3	81.82	218	
14	Journal Club I	CO14	3						2	100.	200	
15	Discussion/PresentationI - Proposal Presentat	CO15	3						3	100.	300	
16	Research Work	CO16	3						3	100.	300	
17	Journal Club II	CO17	4						2	100.	200	
18	Discussion/PresentationII - Proposal Presenta	CO18	4						3	100.	300	
19	Research Work and Colloguium	CO19	4						3	90.91	273	
				4	327.3	327.3	5.5	372.7	413.6	31.67	1327	2800
					81.8			75.2			88.4	

Attainment of PO =  $\sum w^*x/w$

w=weightage, x=percentage scored(\* =>60% considered as achieved percentage)



# Achievement of Program outcome


M.Pharm SEM program Pharmacy Practice

Admitted year 2018 Weightage associated- Direct method B Batch 2018 - 2020

CO.N o	Course Code	Course Name	Year	COs No	Program Outcome								
					PO4		PO5		PO6				
					w	x	w*x	w	x	w*x	w	x	w*x
1	MPP101T	Clinical Pharmacy Practice	1	CO1	1	91	91	2	91	182			
2	MPP102T	Pharmacotherapeutics - I	1	CO2				1	64	64			
3	MPP103T	Hospital & Community Pharmacy	1	CO3							1	45	45
4	MPP104T	Clinical Research	1	CO4				1	100	100			
5	Mpp105P	Pharmacy Practice Practical I	1	CO5				1	100	100			
6		Seminar/Assignment I	1	CO6				1	100	100			
7		Principles of Quality use of Medicines	2	CO7				2	100	200			
8	MPP201T	Pharmacotherapeutics - II	2	CO8	1	100	100	2	100	200			
9	MPP202T	Clinical Pharmacokinetics and Therapeutic drug	2	CO9	1	73	73	3	73	218			
10	MPP203T	Pharmacoepidemiology & Pharmacoeconomics	2	CO10				1	100	100			
11	MPP204T	Pharmacy Practice Practical II	2	CO11				1	100	100			
12	MPP205P	Seminar/Assignment II	2	CO12				1	100	100			
13	MIRM301T	Research Methodology and Biostatistics	3	CO13				1	100	100			
14		Journal Club I	3	CO14				1	100	100			
15		Discussion/Presentation I - Proposal Presentation	3	CO15									
16		Research Work	3	CO16				1	100	100			
17		Journal Club II	4	CO17									
18		Discussion/Presentation II - Proposal Presentation	4	CO18									
19		Research Work and Colloquium	4	CO19									
					3	264	264	14	927.3	1264	6	318.2	518.2
						87.9			90.3			86.4	

Attainment of PO =  $\sum w^*x/w$

w=weightage, x=percentage scored (\* =>60% considered as achieved percentage)




# Achievement of Program outcome

## M.Pharm SEM program Pharmacy Practice

Admitted year 2018 Weightage associated-Direct method B Batch 2018 - 2020

CO. No	Course Name	Year	COs No	Program Specific Outcome																
				W	X	w*x	W	X	w*x	W	X	w*x	W	X	w*x					
1	MPP101T Clinical Pharmacy Practice	1	CO1	2	91	136	2	91	145	2	91	145	2	91	145					
2	MPP102T Pharmacotherapeutics - I	1	CO2				3	91	273											
3	MPP103T Hospital & Community Pharmacy	1	CO3	1	64	64	2	64	127											
4	MPP104T Clinical Research	1	CO4																	
5	MPP105F Pharmacy Practice Practical-I	1	CO5	1	100	100	1	100	100											
6	Seminar/Assignment I	1	CO6				2	100	200											
7	Principles of Quality use of Medicine	2	CO7				2	82	164											
8	MPP201T Pharmacotherapeutics - II	2	CO8				3	100	300											
9	MPP202T Clinical Pharmacokinetics and Therap	2	CO9				2	73	145											
10	MPP203T Pharmacopidemiology & Pharmacod	2	CO10	1	91	91	3	91	273											
11	MPP204T Pharmacy Practice Practical II	2	CO11	1	100	100	2	100	200											
12	MPP205F Seminar/Assignment II	2	CO12				2	100	200											
13	VIRM301 Research Methodology and Biostatist	3	CO13																	
14	Journal Club I	3	CO14																	
15	Discussion/PresentationI - Proposal P	3	CO15																	
16	Research Work	3	CO16																	
17	Journal Club II	4	CO17																	
18	Discussion/PresentationII - Proposal P	4	CO18																	
19	Research Work and Colloquium	4	CO19																	
				5.5	445	491	24	991	2127	0	0	0	0	0	0	0	0	0	0	
				<b>Attainment of PO = <math>\sum w^*x/w</math></b>					<b>90.1</b>											

w=weightage, x=percentage scored(\* =>60% considered as achieved percentage)




Comparison of Attainment POs and PSOs  
By Direct Methods A and B



PSG College of Pharmacy  
Coimbatore

Admitted year 2018  
Batch 2018 - 2020  
Program M Pharm Pharmacuetics

	Pass Percentage	% of Students Scored Grades A & B	Weighted Average
PSO1	99.21	80.95	80.87
PSO2	97.96	77.55	85.45
PSO3	95.24	85.71	88.38
PSO4	92.86	85.71	85.71
PSO5	95.71	87.86	89.01
PSO6	100.00	80.61	84.84
PSO7	100.00	90.48	94.29
PSO8	100.00	85.71	92.06
PSO9	100.00	100.00	100.00




# Achievement of Program outcome

## M.Pharm SEM program Pharmaceutics

Admitted year 2018
Percentage\* of Students Scoring- Direct method A
Batch
2018 - 2022

CO. No.	Course Code	Course Name	Year	COs No.	Program Outcome													
					PSO1	PSO2	PSO3	PSO4	PSO5	PSO6	PSO7	PSO8	PSO9					
1	MPH101T	Modern Pharmaceutical Analytical Techniques Drug Delivery Systems	1	CO1	71	71	71	71	71	71	71	71	71	71	71	71	71	71
2	MPH102T		CO2	50	50	50	50	50	50	50	50	50	50	50	50	50	50	50
3	MPH103T	Modern Pharmaceutics Regulatory Affairs	1	CO3	79	79	79	79	79	79	79	79	79	79	79	79	79	79
4	MPH104T		CO4	29	29	29	29	29	29	29	29	29	29	29	29	29	29	29
5	MPH105P	Practical 1 Seminar/Assignment :	1	CO5	100	100	100	100	100	100	100	100	100	100	100	100	100	100
6	MPH201T		CO6	100	100	100	100	100	100	100	100	100	100	100	100	100	100	100
7	MPH202T	Molecular Pharmaceutics ABPPK	2	CO7	86	86	86	86	86	86	86	86	86	86	86	86	86	86
8	MPH203T		CO8	86	86	86	86	86	86	86	86	86	86	86	86	86	86	86
9	MPH204T	Computer Aided Drug delivery system Cosmetics and Cosmeceutics	2	CO9	79	79	79	79	79	79	79	79	79	79	79	79	79	79
10	MPH205P		CO10	79	79	79	79	79	79	79	79	79	79	79	79	79	79	79
11	MPH205P	Practical 2 Seminar/Assignment II	2	CO11	100	100	100	100	100	100	100	100	100	100	100	100	100	100
12	MPH205P		CO12	100	100	100	100	100	100	100	100	100	100	100	100	100	100	100
13	MRM301T	Research Methodology and Biostatistics Journal Club I	3	CO13	79	79	79	79	79	79	79	79	79	79	79	79	79	79
14	MRM301T		CO14	93	93	93	93	93	93	93	93	93	93	93	93	93	93	93
15	MRM301T	Discussion/Presentation I - Proposal Presentation Research Work	3	CO15	93	93	93	93	93	93	93	93	93	93	93	93	93	93
16	MRM301T		CO16	93	93	93	93	93	93	93	93	93	93	93	93	93	93	93
17	MRM301T	Journal Club II Discussion/Presentation II - Proposal Presentation Research Work and Collogium	4	CO17	93	93	93	93	93	93	93	93	93	93	93	93	93	93
18	MRM301T		CO18	93	93	93	93	93	93	93	93	93	93	93	93	93	93	93
19	MRM301T	CO19	93	93	93	93	93	93	93	93	93	93	93	93	93	93	93	93
<b>Percentage Average</b>					81	77.6	85.7	85.7	85.7	87.9	80.6	90.5	85.7	100				

\*->60% considered as achievement of program outcome





# Achievement of Program outcome


## M.Pharm SEM program Pharmaceuticals

*Weightage associated- Direct method B*      Batch      2018 – 2020

CO. Course No. Code	Course Name	Year	COs No.	Program Outcome														
				PSO1			PSO2			PSO3								
				W	X	w*x	w	X	w*x	w	X	w*x						
1	MPH101T	1	CO1	1	71.43	71	1	71.43	71									
2	MPH102T	1	CO2	2	50	100												
3	MPH103T	1	CO3	2	78.57	173												
4	MPH104T	1	CO4	1	28.57	29	1	28.57	29	1	28.57	29						
5	MPH105P	1	CO5	2	100	150	3	100	300									
6	-	1	CO6	2	100	200	3	100	300									
7	MPH201T	2	CO7	2	85.71	171												
8	MPH202T	2	CO8	1	85.71	114	3	85.71	257	3	85.71	257						
9	MPH203T	2	CO9	1	78.57	79	1	78.57	79	1	78.57	79						
10	MPH204T	2	CO10	2	78.57	157												
11	MPH205P	2	CO11	2														
12	-	2	CO12	2														
13	-	3	CO13	3														
14	-	3	CO14	3														
15	MRM301T	3	CO15	3														
16	-	3	CO16	3														
17	-	4	CO17	4														
18	-	4	CO18	4														
19	-	4	CO19	4														
					15.03	728.6	1216	13.5	542.9	1154	27.67	1029	2445					
								80.87										
									85.45									

**Attainment of PO =  $\Sigma w^*x/w$**

*w=weightage, x=percentage scored(\* =>60% considered as achieved percentage)*



# Achievement of Program outcome


## M Pharm SEM program Pharmaceuticals

Admitted year 2018 Weightage associated- Direct method B Batch 2018 - 2020

CO.N	Course Code	Course Name	Year	COs No.	PSO4			PSO5			PSO6			
					w	x	w*x	w	x	w*x	w	x	w*x	
1	MPH101T	Modern Pharmaceutical Analytical Techniques	1	CO1										
2	MPH102T	Drug Delivery Systems	1	CO2				2	7.43	143	3	7.43	224	
3	MPH103T	Modern Pharmaceuticals	1	CO3				2	50	100				
4	MPH104T	Regulatory Affairs	1	CO4										
5	MPH105P	Practical 1	1	CO5										
6		Seminar/Assignment I	1	CO5										
7	MPH201T	Molecular Pharmaceutics	1	CO6										
8	MPH202T	ABPPK	2	CO7										
9	MPH203T	Computer Aided Drug delivery system	2	CO8	2	85.71	171.4							
10	MPH204T	Cosmetics and Cosmeceutics	2	CO9										
11	MPH205P	Practical 2	2	CO10										
12		Seminar/Assignment II	2	CO11				1	100	100				
13		Research Methodology and Biostatistics	2	CO12				3	100	300				
14		Journal Club I	3	CO13										
15	MRM301T	Discussion/Presentation I - Proposal Presentation	3	CO14				3	92.86	279				
16		Research Work	3	CO15				3	92.86	279				
17		Journal Club II	3	CO16				3	92.86	279				
18		Discussion/Presentation II - Proposal Presentation	4	CO17				3	92.86	279				
19		Research Work and Colloquium	4	CO18				3	92.86	279				
				CO19	2	85.71	171.4	26	878.6	2314	13.67	564.3	1160	
						85.71			89.01			84.84		

Attainment of PO =  $\Sigma w*x/w$

w=weightage, x=percentage scored (\* =>60% considered as achieved percentage)



# Achievement of Program outcome

## M Pharm SEM progra Pharmaceuticals

Admitted yea 2018 **Weightage associated- Direct method B** Batch 2018 - 2020

CO. Course No. Code	Course Name	Year	COs No	Program Specific Outcome														
				W	X	w*x	W	X	w*x	W	X	w*x	W	X	w*x			
1	MPH1011	1	CO1	1	71.43	71												
2	MPH1021	1	CO2															
3	MPH1031	1	CO3															
4	MPH1041	1	CO4															
5	MPH1051	1	CO5															
6	MPH2011	2	CO6															
7	MPH2021	2	CO7															
8	MPH2031	2	CO8															
9	MPH2041	2	CO9															
10	MPH2051	2	CO10															
11	MPH2061	2	CO11															
12	MPH2071	2	CO12															
13	MPH2081	2	CO13															
14	MPH2091	2	CO14															
15	MPH2101	2	CO15															
16	MPH2111	2	CO16															
17	MPH2121	2	CO17															
18	MPH2131	2	CO18															
19	MPH2141	2	CO19															
				5	271.4	471.4	9	428.6	828.6	1	100	100						
					94.3			92.1										

Attainment of PO =  $\sum w^*x/w$   
 w=weightage, x=percentage scored (\* =>50% considered as achieved percentage)



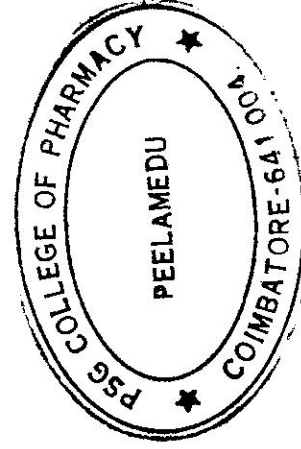
Comparison of Attainment POs and PSOs  
By Direct Methods A and B



PSG College of Pharmacy  
Coimbatore

Admitted year 2018  
Batch 2018 – 2020  
Program M Pharm Pharmacology

	Pass Percentage	% of Students Scored Grades A & B	Weighted Average
PSO1	98.72	91.03	93.06
PSO2	98.96	91.15	93.20
PSO3	98.72	90.38	92.06
PSO4	98.81	91.07	91.73
PSO5	98.61	90.28	90.33
PSO6	100.00	93.75	92.50
PSO7	97.62	85.71	85.14
PSO8	100.00	95.37	95.06



*[Handwritten signature]*

# Achievement of Program outcome


## M.Pharm SEM program Pharmacology

Admitted year 2018 Percentage\* of Students Scoring- Direct method A Batch 2018- 2020

CO. No	Course Code	Course Name	Year	COs No	Program Outcome								Program Specific Outcome		
					PSO1	PSO2	PSO3	PSO4	PSO5	PSO6	PSO7	PSO8	PSO7	PSO8	
1	MPL101T	Modern Pharmaceutical Analytical Techniques	1	CO1	92	92							92		
2	MPL102T	Advanced Pharmacology -I	1	CO2	75	75	75	75	75	92			75	75	
3	MPL103T	Pharmacological and Toxicological Screening	1	CO3	67	67	67	67	67				67		
4	MPL104T	Cellular and Molecular Pharmacology	1	CO4	83	83	83	83	83				83		
5	MPL105P	PRACTICAL 1	1	CO5		100									
6	-	Seminar and Assignment I	1	CO6											
7	MPL201T	Advanced Pharmacology-II	2	CO7	83	83	83	83	83				83	83	
8	MPL202T	Pharmacological and Toxicological Screening	2	CO8	83	83	83	83	83				83	83	
9	MPL203T	Principles of Drug Discovery	2	CO9		92			92						
10	MPL204T	Clinical Research and Pharmacovigilance	2	CO10		100			100						
11	MPL205P	PRACTICAL 2	2	CO11		92			92						
12	-	Seminar/Assignment II	2	CO12	100	100	100	100	100					100	
13	-	Research Methodology and Biostatistics	3	CO13		92			92						
14	-	Journal Club I	3	CO14	100				100					100	
15	MRM301T	Discussion/Presentation - Proposal Presentation	3	CO15	100	100	100	100	100				100	100	
16	-	Research Work	3	CO16	100	100	100	100	100					100	
17	-	Journal Club II	4	CO17	100				100					100	
18	-	Discussion/PresentationII - Proposal Presentation	4	CO18	100	100	100	100	100				100	100	
19	-	Research Work and Colloguium	4	CO19	100	100	100	100	100				100	100	
<b>Percentage Average</b>					91	91.1	90.4	91.1	90.3	93.8	85.7	95.4	####		

\* =>60% considered as achievement of program outcome

*[Handwritten Signature]*



# Achievement of Program outcome

## M.Pharm SEM program Pharmacology

Admitted year 2018

Weightage associated- Direct method

Batch

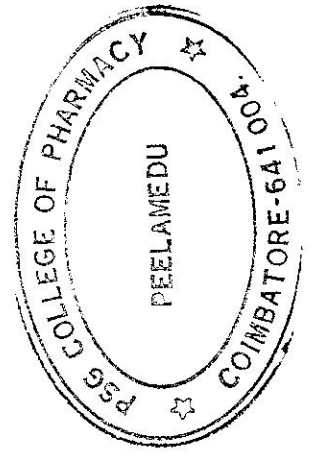
2018 - 2020

CO No	Course Code	Course Name	Year	COs No	Program Outcome								
					W	X	W*x	W	X	W*x			
1	MPL101T	Modern Pharmaceutical Analytical Techniques	1	CO1	1	91.67	92	1	91.67	92	1	75	100
2	MPL102T	Advanced Pharmacology-I	1	CO2	2	75	120	1	75	75	1	66.67	133
3	MPL103T	Pharmacological and Toxicological Screening I	1	CO3	1	66.67	67	1	66.67	67	2	83.33	250
4	MPL104T	Cellular and Molecular Pharmacology	1	CO4	3	83.33	250	3	83.33	250	1	100	140
5	MPL105P	PRACTICAL 1	1	CO5	1	100	140	1	100	140	1	83.33	83
6	-	Seminar and Assignment I	1	CO6	2	83.33	133	1	83.33	83	2	91.67	238
7	MPL201T	Advanced Pharmacology-II	2	CO7	2	83.33	133	1	83.33	83	3	91.67	238
8	MPL202T	Pharmacological and Toxicological Screening II	2	CO8	1	83.33	83	1	83.33	83	2	100	200
9	MPL203T	Principles of Drug Discovery	2	CO9	3	91.67	238	3	91.67	238	2	91.67	165
10	MPL204T	Clinical Research and Pharmacovigilance	2	CO10	2	91.67	165	2	91.67	165	3	100	275
11	MPL205P	PRACTICAL 2	2	CO11	3	100	300	2	100	200	2	100	200
12	-	Seminar/Assignment II	2	CO12	3	100	300	1	100	100	3	91.67	244
13	-	Research Methodology and Biostatistics	3	CO13	3	100	300	2	100	200	3	100	300
14	-	Journal Club I	3	CO14	3	100	300	3	100	300	2	100	200
15	MRM301T	Discussion/Presentation I - Proposal Presentation	3	CO15	2	100	200	2	100	200	3	100	300
16	-	Research Work	3	CO16	2	100	200	2	100	200	3	100	300
17	-	Journal Club II	4	CO17	3	100	300	3	100	300	3	100	300
18	-	Discussion/Presentation II - Proposal Presentation	4	CO18	2	100	200	2	100	200	3	100	300
19	-	Research Work and Collogium	4	CO19	1	100	100	3	100	300	3	100	300
					25.2	1183	2345	29.3	1458	2731	31.83	1175	2931
					93.06		93.2		92.06				

Attainment of PO =  $\sum w^*x/w$

w=weightage, x=percentage scored (\* =>60% considered as achieved percentage)

R



# Achievement of Program outcome

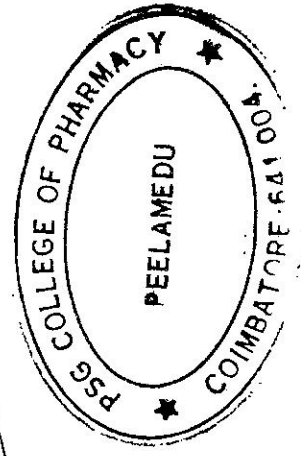
## M Pharm program 2018 Batch 2018 - 2020

### Weightage associated - Direct method

CO.N	Course Code	Course Name	Year	COs No	Program Outcome														
					W	X	W*X	W	X	W*X	W	X	W*X	W	X	W*X			
1	MPL101T	Modern Pharmaceutical Analytical Techniques	1	CO1															
2	MPL102T	Advanced Pharmacology - I	1	CO2															
3	MPL103T	Pharmacological and Toxicological Screening	1	CO3															
4	MPL104T	Cellular and Molecular Pharmacology	1	CO4															
5	MPL105P	PRACTICAL 1	1	CO5															
6	-	Seminar and Assignment I	1	CO6															
7	MPL201T	Advanced Pharmacology-II	2	CO7															
8	MPL202T	Pharmacological and Toxicological Screening	2	CO8															
9	MPL203T	Principles of Drug Discovery	2	CO9															
10	MPL204T	Clinical Research and Pharmacovigilance	2	CO10															
11	MPL205P	PRACTICAL 2	2	CO11															
12	-	Seminar/Assignment II	2	CO12															
13	-	Research Methodology and Biostatistics	3	CO13															
14	-	Journal Club I	3	CO14															
15	MRM3017	Discussion/Presentation I - Proposal Presentat	3	CO15															
16	-	Research Work	3	CO16															
17	-	Journal Club II	4	CO17															
18	-	Discussion/Presentation II - Proposal Presenta	4	CO18															
19	-	Research Work and Colloquium	4	CO19															
					28.5	1275	2614	22.4	1183	2073	10	475	925						
					91.73													92.5	

Attainment of PO =  $\Sigma w^*x/w$   
 w=weightage, x=percentage scored (\* =>60% considered as achieved percentage)

*[Handwritten Signature]*



# Achievement of Program outcome


## M Pharm program Pharmacology

Admitted year 2018 Weightage associated - Direct method Batch 2018 - 2020

CO. No	Course Name	Year	COs No	Program Specific Outcome									
				PS07			PS08						
				W	X	w*x	W	X	w*x	W	X	w*x	
1	MPL101T		CO1	1	91.67	92							
2	MPL102T		CO2	1	75	100	1	75	105				
3	MPL103T		CO3	1	66.67	67							
4	MPL104T		CO4	1									
5	MPL105F		CO5	1			2	100	200				
6	-		CO6	1			1	83.33	117				
7	MPL201T		CO7	2									
8	MPL202T		CO8	1	83.33	111							
9	MPL203T		CO9	1	83.33	83							
10	MPL204T		CO10	2									
11	MPL205F		CO11	2									
12	-		CO12	2			1	100	100				
13	-		CO13	3									
14	-		CO14	3			1	100	100				
15	VRM301		CO15	3	100	100							
16	-		CO16	3			1	100	100				
17	-		CO17	4			1	100	100				
18	-		CO18	4	100	100							
19	-		CO19	4			1	100	100				
				7.667	600	652.8	11.8	958.3	1122	0	0	0	
					85.1			95.1		###			

Attainment of PO =  $\sum w*x/w$

w=weightage, x=percentage scored (\* =>60% considered as achieved percentage)



Handwritten mark resembling the number '2'.



Comparison of Attainment POs and PSOs  
By Direct Methods A and B

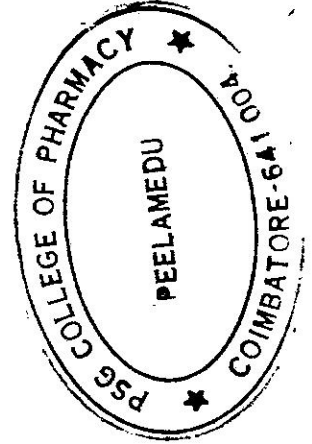


PSG College of Pharmacy  
Coimbatore

Admitted year 2018  
Batch 2018 – 2020  
Program M Pharm Pharmaceutical Analysis

	Pass Percentage	% of Students Scored Grades A & B	Weighted Average
PSO1	95.59	79.41	81.08
PSO2	95.59	77.94	80.97
PSO3	96.88	81.25	80.49
PSO4	95.31	95.31	95.31
PSO5	95.45	89.77	89.77
PSO6	95.83	77.78	81.34
PSO7	95.83	91.67	91.67
PSO8	93.06	88.89	83.75

*[Handwritten signature]*



(5)

# Achievement of Program outcome

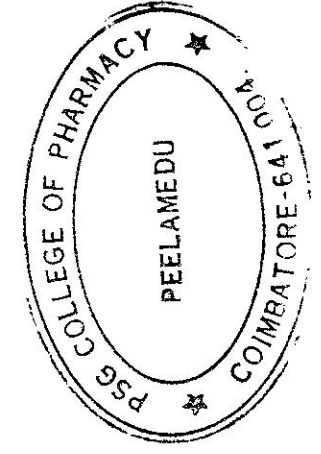
## M.Pharm SEM program Pharmaceutical Analysis

Admitted year 2018 **Percentage\* of Students Scoring- Direct method A** Batch 2018- 2020

CO. No	Course Code	Course Name	Year	COs No	Program Outcome										Program Specific Outcome				
					PSO1	PSO2	PSO3	PSO4	PSO5	PSO6	PSO7	PSO8	PSO9	PSO10	PSO11	PSO12			
1	MPP101T	Modern Pharmaceutical Analytical Techniques	1	CO1	63	63													
2	MPP102T	Advanced Pharmaceutical Analysis	1	CO2															
3	MPP103T	Pharmaceutical Validation	1	CO3	25	25	25												
4	MPP104T	Food Analysis	1	CO4	38	38													
5	MPP105P	PRACTICAL 1	1	CO5	100														38
6		Seminar/Assignment I	1	CO6	100	100	100	100	100	100	100	100	100	100	100	100	100	100	100
7		Advance Instrumental Analysis	2	CO7	63	63													
8	MPP201T	Modern Bioanalytical Techniques	2	CO8	88	88													
9	MPP202T	Quality control & Quality Assurance	2	CO9	38	38	38												
10	MPP203T	Herbal & Cosmetic Analysis	2	CO10	75	75	75												
11	MPP204T	PRACTICAL 2	2	CO11	100	100													
12	MPP205P	Seminar/Assignment II	2	CO12	100	100	100	100	100	100	100	100	100	100	100	100	100	100	100
13		Research Methodology and Biostatistics	3	CO13	75	75													
14		Journal Club I	3	CO14	100	100	100	100	100	100	100	100	100	100	100	100	100	100	100
15	MRM301T	Discussion/Presentation I - Proposal Presentation	3	CO15	100	100	100	100	100	100	100	100	100	100	100	100	100	100	100
16		Research Work	3	CO16	100	100	100	100	100	100	100	100	100	100	100	100	100	100	100
17		Journal Club II	4	CO17	88	88	88	88	88	88	88	88	88	88	88	88	88	88	88
18		Discussion/Presentation II - Proposal Presentation	4	CO18	88	88	88	88	88	88	88	88	88	88	88	88	88	88	88
19		Research Work and Colloguium	4	CO19	88	88	88	88	88	88	88	88	88	88	88	88	88	88	88

**Percentage Average** 79.4 77.9 81.3 95.3 89.8 77.8 91.7 88.9 ####

\* =>60% considered as achievement of program outcome



# Achievement of Program outcome

## M.Pharm SEM program Pharmaceutical Analysis


Admitted year 2018 Batch 2018 - 2020

Weightage associated- Direct method

CO. No	Course Name	Year	COs No	Program Outcome							
				W	X	w*x	w	X	w*x		
1	MPP101T Modern Pharmaceutical Analytical Techniques	1	CO1	1	62.5	63	1	62.5	63		
2	MPP102T Advanced Pharmaceutical Analysis	1	CO2								
3	MPP103T Pharmaceutical Validation	1	CO3	1	25.	25	2	25.	50	25.	
4	MPP104T Food Analysis	1	CO4	1	37.5	38	2	37.5	75		
5	MPP105P PRACTICAL 1	1	CO5	2	100.	200					
6	- Seminar/Assignment I	1	CO6	1	100.	100	2	100.	225	100	
7	- Advance Instrumental Analysis	2	CO7	1	62.5	63	2	62.5	125		
8	MPP201T Modern Bioanalytical Techniques	2	CO8	1	87.5	88	2	87.5	175		
9	MPP202T Quality control & Quality Assurance	2	CO9	1	37.5	38	1	37.5	38	37.5	
10	MPP203T Herbal & Cosmetic Analysis	2	CO10	1	75.	75	2	75.	150	75.	
11	MPP204T PRACTICAL 2	2	CO11	2	100.	150	3	100.	250		
12	MPP205P Seminar/Assignment II	2	CO12	1	100.	100	2	100.	225	100.	
13	- Research Methodology and Biostatistics	3	CO13				2	75.	113	200.	
14	- Journal Club I	3	CO14	1	100.	100	2	100.	225	100.	
15	MRM301T Discussion/Presentation I - Proposal Presentat	3	CO15	1	100.	100	2	100.	225	100.	
16	Research Work	3	CO16	1	100.	100	2	100.	225	100.	
17	Journal Club II	4	CO17	1	87.5	88	2	87.5	197	87.5	
18	Discussion/Presentation II - Proposal Presenta	4	CO18	1	87.5	88	2	87.5	197	87.5	
19	Research Work and Collogium	4	CO19	1	87.5	88	2	87.5	197	87.5	
				18.5	1350	1500	34	1325	2753	13.67	80.49
					81.08			80.97			

$$\text{Attainment of PO} = \frac{\sum w \cdot x}{w}$$

w=weightage, x=percentage scored(\* =>60% considered as achieved percentage)



# Achievement of Program outcome

## M.Pharm SEM program Pharmaceutical Analysis

Admitted year 2018

Weightage associated- Direct method B

Batch

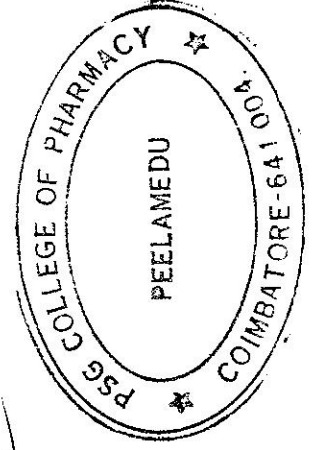
2018 - 2020

CO.N	Course Code	Course Name	Year	COs No	Program Outcome								
					W	X	w*x	w*x					
1	MPP101T	Modern Pharmaceutical Analytical Techniques	1	CO1									
2	MPP102T	Advanced Pharmaceutical Analysis	1	CO2									
3	MPP103T	Pharmaceutical Validation	1	CO3									
4	MPP104T	Food Analysis	1	CO4									
5	MPP105P	PRACTICAL 1	1	CO5									
6	-	Seminar/Assignment I	1	CO6									
7	-	Advance Instrumental Analysis	1	CO7									
8	MPP201T	Modern Bioanalytical Techniques	2	CO8									
9	MPP202T	Quality control & Quality Assurance	2	CO9									
10	MPP203T	Herbal & Cosmetic Analysis	2	CO10									
11	MPP204T	PRACTICAL 2	2	CO11									
12	MPP205P	Seminar/Assignment II	2	CO12									
13	-	Research Methodology and Biostatistics	2	CO13									
14	-	Journal Club I	3	CO14									
15	MRM301T	Discussion/Presentation I - Proposal Presentation	3	CO15									
16	BP203T	Research Work	3	CO16									
17	BP204T	Journal Club II	4	CO17									
18	BP205T	Discussion/Presentation II - Proposal Presentation	4	CO18									
19	BP206T	Research Work and Colloguium	4	CO19									
					95.31	89.77	987.5	1975	41.93	1400	81.34	3411	

$$\text{Attainment of PO} = \frac{\sum w^*x}{w}$$

w=weightage, x=percentage scored\* =>60% considered as achieved percentage)

*[Handwritten Signature]*



# Achievement of Program outcome

M.Pharm SEM program      Pharmaceutical Analysis      2018 – 2020  
 Admitted year      2018      Weightage associated - Direct method      Batch

CO No	Course Name	Year	COs No	Program Specific Outcome																
				PSO7					PSO8					###						
				W	X	w*x	W	X	w*x	W	X	w*x								
1	MPP101T Modern Pharmaceutical Analytical Tech	1	CO1	1	62.5	63														
2	MPP102T Advanced Pharmaceutical Analysis	1	CO2																	
3	MPP103T Pharmaceutical Validation	1	CO3																	
4	MPP104T Food Analysis	1	CO4				2	37.5	75											
5	MPP105F PRACTICAL 1	1	CO5				1	100.	100											
6	Seminar/Assignment I	1	CO6	1	100.	100														
7	Advance Instrumental Analysis	2	CO7																	
8	MPP201T Modern Bioanalytical Techniques	2	CO8																	
9	MPP202T Quality control & Quality Assurance	2	CO9																	
10	MPP203T Herbal & Cosmetic Analysis	2	CO10																	
11	MPP204T PRACTICAL 2	2	CO11				1	100.	100											
12	MPP205F Seminar/Assignment II	2	CO12	1	100.	100														
13	Research Methodology and Biostatist	3	CO13																	
14	Journal Club I	3	CO14	1	100.	100														
15	MIR301 Discussion/Presentation I - Proposal P	3	CO15	1	100.	100														
16	BP203T Research Work	3	CO16	1	100.	100														
17	BP204T Journal Club II	4	CO17	1	87.5	88	1	87.5	88											
18	BP205T Discussion/Presentation II - Proposal P	4	CO18	1	87.5	88	1	87.5	88											
19	BP206T Research Work and Colligium	4	CO19	1	87.5	88	1	87.5	88											
				9	825	825	10	800	837.5	0	0	0	0	0	0					
					91.7			83.8												

Attainment of PO =  $\sum w*x/w$

w=weightage, x=percentage scored (\* =>60% considered as achieved percentage)

