

Achievement of Program outcome

PSG College of Pharmacy

Coimbatore

B.Pharm Program

Admitted year 2013

Percentage* of Students Scoring- Direct method A


Batch

2013 - 2017

CO. No	Course Code	Course Name	Year	COs No	Program Outcome						Program Specific Outcome			
					PO1	PO2	PO3	PO4	PO5	PO6	PO7	PO8 80	PO9 80	PSO4 90
1	1.1	Pharmaceutical Inorganic Chemistry	1	CO1	80		90	90	90	90				
2	1.2	Pharmaceutical Organic Chemistry	1	CO2		82				82				
3	1.3	Anatomy, Physiology and Health Education	1	CO3		85				85				
4	1.4	Bio-chemistry	1	CO4						45				
5	1.5	Biostatistics and Computer Applications	1	CO5										
			1	CO6										
7	2.1	Physical Pharmaceutics	2	CO7				97				97		
8	2.2	Pharmaceutical Analysis and Physical Chemistry	2	CO8			97		97					
9	2.3	Advanced Pharmaceutical Organic Chemistry	2	CO9	92								92	
10	2.4	Pharmaceutical Technology	2	CO10			95	95	95		95	95		
11	2.5	Pharmacy Practice and Pathophysiology	2	CO11		88		88		88	88			
12	2.6		2	CO12										
13	3.1	Pharmacognosy and Phyto chemistry	3	CO13	95				95				95	
14	3.2	Medical Chemistry - I	3	CO14		95		95		95		95	95	
15	3.3	Pharmaceutical Dosage Forms and Cosmetic Tech	3	CO15	88			88	88	88			88	
16	3.4	Pharmacology - I	3	CO16		67								
17	3.5	Hospital and Clinical Pharmacy	3	CO17				75	75	75	75	75		
18	3.6	Pharmaceutical Biotechnology	3	CO18				95	95	95				
19	4.1	Formulative Pharmacy and Bio-Pharmaceutics	4	CO19				93						
20	4.2	Advanced Pharmacognosy	4	CO20	90	90	90	90	90				90	
21	4.3	Pharmacology-II	4	CO21		85			85	85		85	85	
22	4.4	Modern methods of Pharmaceutical Analysis	4	CO22	90		90		90			90	90	
23	4.5	Medicinal Chemistry-II	4	CO23		82		82					82	
24	4.6	Pharmaceutical Jurisprudence and Pharmacy Bus	4	CO24				93	93		93	93		
25	5.1		5	CO25										
26	5.2		5	CO26										
27	5.3		5	CO27										
Percentage Average					89.2	84.2	92.3	90.1	90.3	82.8	87.9	88.8	88.7	

* =>60% considered as achievement of program outcome

PSG College of Pharmacy



Achievement of Program outcome

PSG College of Pharmacy

B.Pharm Program

Coimbatore

Admitted year 2013

Weightage associated- Direct method B

Batch

2013 – 2017

CO. No	Course Code	Course Name	Year	COs No	Program Outcome								
					W	X	W*X	W	X	W*X	W	X	W*X
					PO1			PO2			PO3		
1	1.1	Pharmaceutical Inorganic Chemistry	1	CO ₁	2	80	192						
2	1.2	Pharmaceutical Organic Chemistry	1	CO ₂							2	90	150
3	1.3	Anatomy, Physiology and Health Education	1	CO ₃				3	82	245			
4	1.4	Bio-chemistry	1	CO ₄				1	85	85			
5	1.5	Biostatistics and Computer Applications	1	CO ₅									
6	1.6		1	CO ₆	2			3					
7	2.1	Physical Pharmaceutics	2	CO ₇									
8	2.2	Pharmaceutical Analysis and Physical Chemistry	2	CO ₈							2	97	155
9	2.3	Advanced Pharmaceutical Organic Chemistry	2	CO ₉	1	92	92						
10	2.4	Pharmaceutical Technology	2	CO ₁₀							3	95	285
11	2.5	Pharmacy Practice and Pathophysiology	2	CO ₁₁				3	88	221			
12	2.6		2	CO ₁₂									
13	3.1	Pharmacognosy and Phyto chemistry	3	CO ₁₃	3	95	266						
14	3.2	Medical Chemistry – I	3	CO ₁₄				1	95	95			
15	3.3	Pharmaceutical Dosage Forms and Cosmetic Techn	3	CO ₁₅	1	88	88						
16	3.4	Pharmacology – I	3	CO ₁₆				3	67	187			
17	3.5	Hospital and Clinical Pharmacy	3	CO ₁₇									
18	3.6	Pharmaceutical Biotechnology	3	CO ₁₈									
19	4.1	Formulative Pharmacy and Bio-Pharmaceutics	4	CO ₁₉									
20	4.2	Advanced Pharmacognosy	4	CO ₂₀	3	90	270	2	90	135	1	90	90
21	4.3	Pharmacology-II	4	CO ₂₁				2	85	153			
22	4.4	Modern methods of Pharmaceutical Analysis	4	CO ₂₂	1	90	90				3	90	270
23	4.5	Medicinal Chemistry-II	4	CO ₂₃				1	82	82			
24	4.6	Pharmaceutical Jurisprudence and Pharmacy Busin	4	CO ₂₄									
25	5.1												
26	5.2												
27	5.3												
Attainment of PO = $\sum W \times X / W$					13	535	998	18	673	1202	10	462	950
					75.6			68.3			92.5		

w=weightage, x=percentage scored(* =>60% considered as achieved percentage)

PSG College of Pharmacy



Achievement of Program outcome

PSG College of Pharmacy

B.Pharm Program

Coimbatore

Admitted year 2013

Weightage associated- Direct method B

Batch 2013 – 2017

CO.No	Course Code	Course Name	Year	COs No	Program Outcome								
					w	x	w*x	w	x	w*x	w	x	w*x
					PO4			PO5			PO6		
1	1.1	Pharmaceutical Inorganic Chemistry	1	CO ₁									
2	1.2	Pharmaceutical Organic Chemistry	1	CO ₂	1	90	90	2	90	180	1	90	90
3	1.3	Anatomy, Physiology and Health Education	1	CO ₃							3	82	245
4	1.4	Bio-chemistry	1	CO ₄							3	85	255
5	1.5	Biostatistics and Computer Applications	1	CO ₅							3	45	135
6	1.6		1	CO ₆									
7	2.1	Physical Pharmaceutics	2	CO ₇	2	97	213						
8	2.2	Pharmaceutical Analysis and Physical Chemistry	2	CO ₈				3	97	266			
9	2.3	Advanced Pharmaceutical Organic Chemistry	2	CO ₉									
10	2.4	Pharmaceutical Technology	2	CO ₁₀	1	95	95	2	95	158			
11	2.5	Pharmacy Practice and Pathophysiology	2	CO ₁₁	3	88	221				3	88	265
12	2.6		2	CO ₁₂									
13	3.1	Pharmacognosy and Phyto chemistry	3	CO ₁₃				2	95	190			
14	3.2	Medical Chemistry – I	3	CO ₁₄	2	95	190				3	95	285
15	3.3	Pharmaceutical Dosage Forms and Cosmetic Techn	3	CO ₁₅	2	88	155	2	88	177	3	88	265
16	3.4	Pharmacology – I	3	CO ₁₆									
17	3.5	Hospital and Clinical Pharmacy	3	CO ₁₇	2	75	150	2	75	150	1	75	75
18	3.6	Pharmaceutical Biotechnology	3	CO ₁₈	2	95	190	2	95	190	2	95	190
19	4.1	Formulative Pharmacy and Bio-Pharmaceutics	4	CO ₁₉	2	93	205						
20	4.2	Advanced Pharmacognosy	4	CO ₂₀	1	90	90	2	90	135			
21	4.3	Pharmacology-II	4	CO ₂₁				2	85	170	1	85	102
22	4.4	Modern methods of Pharmaceutical Analysis	4	CO ₂₂				2	90	158			
23	4.5	Medicinal Chemistry-II	4	CO ₂₃	1	82	82						
24	4.6	Pharmaceutical Jurisprudence and Pharmacy Busin	4	CO ₂₄	2	93	187	1	93	93			
25	5.1												
26	5.2												
27	5.3												
Attainment of PO = $\Sigma w*x/w$					21	1082	1867	21	993	1867	23	828	1907
						90.4			90.3			82.2	

w=weightage, x=percentage scored(* =>60% considered as achieved percentage)

PSG College of Pharmacy



Achievement of Program outcome

PSG College of Pharmacy

B.Pharm Program

Coimbatore


Admitted year 2013

Weightage associated- Direct method B

Batch 2013 – 2017

CO. No	Course Code	Course Name	Year	COs No	Program Specific Outcome											
					W	X	w*x	w	X	w*x	w	X	w*x	w	X	w*x
					PO7			PO8			PO9			PSO4		
1	1.1	Pharmaceutical Inorganic Chemistry	1	CO ₁				3	80	240	3	80	220			
2	1.2	Pharmaceutical Organic Chemistry	1	CO ₂							2	90	180			
3	1.3	Anatomy, Physiology and Health Education	1	CO ₃												
4	1.4	Bio-chemistry	1	CO ₄												
5	1.5	Biostatistics and Computer Applications	1	CO ₅												
6	1.6		1	CO ₆												
7	2.1	Physical Pharmaceutics	2	CO ₇				1	97	116						
8	2.2	Pharmaceutical Analysis and Physical Chemistry	2	CO ₈												
9	2.3	Advanced Pharmaceutical Organic Chemistry	2	CO ₉							3	92	275			
10	2.4	Pharmaceutical Technology	2	CO ₁₀	1	95	95	1	95	95						
11	2.5	Pharmacy Practice and Pathophysiology	2	CO ₁₁	2	88	177									
12	2.6		2	CO ₁₂												
13	3.1	Pharmacognosy and Phyto chemistry	3	CO ₁₃							1	95	95			
14	3.2	Medical Chemistry – I	3	CO ₁₄				1	95	95	3	95	266			
15	3.3	Pharmaceutical Dosage Forms and Cosmetics	3	CO ₁₅							3	88	265			
16	3.4	Pharmacology – I	3	CO ₁₆												
17	3.5	Hospital and Clinical Pharmacy	3	CO ₁₇	2	75	150	3	75	225						
18	3.6	Pharmaceutical Biotechnology	3	CO ₁₈												
19	4.1	Formulative Pharmacy and Bio-Pharmaceutics	4	CO ₁₉												
20	4.2	Advanced Pharmacognosy	4	CO ₂₀							2	90	135			
21	4.3	Pharmacology-II	4	CO ₂₁				2	85	170	1	85	106			
22	4.4	Modern methods of Pharmaceutical Analysis	4	CO ₂₂				1	90	90	2	90	180			
23	4.5	Medicinal Chemistry-II	4	CO ₂₃							3	82	245			
24	4.6	Pharmaceutical Jurisprudence and Pharmacology	4	CO ₂₄	3	93	280	3	93	280						
25	5.1		5	CO ₂₅												
26	5.2		5	CO ₂₆												
27	5.3		5	CO ₂₇												
Attainment of PO = $\sum w*x/w$					8	352	702	15	710	1311	22	887	1967			
						87.7			86.3			88.2				

w=weightage, x=percentage scored(* =>60% considered as achieved percentage)



Comparison of Attainment POs and PSOs
By Direct Methods A and B



PSG College of Pharmacy
Coimbatore

Admitted year 2013
Batch 2013 – 2017
Program B.Pharm

	Pass Percentage	% of Students Scored Grades O, A & B	Weighted Average
PO1	94.17	89.17	75.61
PO2	91.88	84.17	68.30
PO3	95.00	92.33	92.50
PO4	94.72	90.14	90.40
PO5	94.70	90.30	90.32
PO6	93.50	82.83	82.20
PO7	95.83	87.92	87.71
PO8	94.79	88.75	86.25
PO9	92.83	88.67	88.22



Handwritten signature

Achievement of Program outcome

PSG College of Pharmacy

B.Pharm Program

Coimbatore

Admitted year 2014

Percentage* of Students Scoring- Direct method A

Batch

2014 - 2018

CO. No	Course Code	Course Name	Year	COs No	Program Outcome						Program Specific Outcome			
					PO1	PO2	PO3	PO4	PO5	PO6	PO7	PO8	PO9	
1	1.1	Pharmaceutical Inorganic Chemistry	1	CO ₁	98							98	98	
2	1.2	Pharmaceutical Organic Chemistry	1	CO ₂			59	59	59	59			59	
3	1.3	Anatomy, Physiology and Health Education	1	CO ₃		88				88				
4	1.4	Bio-chemistry	1	CO ₄		97				97				
5	1.5	Biostatistics and Computer Applications	1	CO ₅						64				
			1	CO ₆										
7	2.1	Physical Pharmaceutics	2	CO ₇				89						
8	2.2	Pharmaceutical Analysis and Physical Chemistry	2	CO ₈			93		93			93		
9	2.3	Advanced Pharmaceutical Organic Chemistry	2	CO ₉	93								93	
10	2.4	Pharmaceutical Technology	2	CO ₁₀			97	97	97		97	97		
11	2.5	Pharmacy Practice and Pathophysiology	2	CO ₁₁		98		98		98	98			
12	2.6		2	CO ₁₂										
13	3.1	Pharmacognosy and Phyto chemistry	3	CO ₁₃	98				98				98	
14	3.2	Medical Chemistry – I	3	CO ₁₄		93		93		93		93	93	
15	3.3	Pharmaceutical Dosage Forms and Cosmetic Tech	3	CO ₁₅	98			98	98	98			98	
16	3.4	Pharmacology – I	3	CO ₁₆		98								
17	3.5	Hospital and Clinical Pharmacy	3	CO ₁₇				95	95	95	95	95		
18	3.6	Pharmaceutical Biotechnology	3	CO ₁₈				90	90	90				
19	4.1	Formulative Pharmacy and Bio-Pharmaceutics	4	CO ₁₉				97						
20	4.2	Advanced Pharmacognosy	4	CO ₂₀	93	93	93	93	93				93	
21	4.3	Pharmacology-II	4	CO ₂₁		95			95	95		95	95	
22	4.4	Modern methods of Pharmaceutical Analysis	4	CO ₂₂	98		98		98			98	98	
23	4.5	Medicinal Chemistry-II	4	CO ₂₃		93		93					93	
24	4.6	Pharmaceutical Jurisprudence and Pharmacy Bus	4	CO ₂₄				95	95		95	95		
25	5.1		5	CO ₂₅										
26	5.2		5	CO ₂₆										
27	5.3		5	CO ₂₇										
Percentage Average					96.6	94.5	88.1	91.5	92	87.8	96.2	95.5	92	

* =>60% considered as achievement of program outcome

PSG College of Pharmacy



Achievement of Program outcome

PSG College of Pharmacy

B.Pharm Program

Coimbatore

Admitted year 2014

Weightage associated- Direct method B

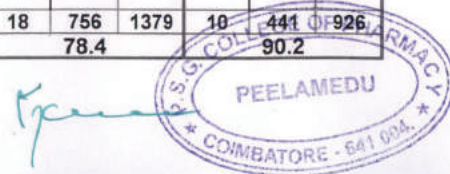
Batch

2014 – 2018

CO. No	Course Code	Course Name	Year	COs No	Program Outcome								
					PO1			PO2			PO3		
					w	x	w*x	w	x	w*x	w	x	w*x
1	1.1	Pharmaceutical Inorganic Chemistry	1	CO ₁	2	98	236						
2	1.2	Pharmaceutical Organic Chemistry	1	CO ₂							2	59	99
3	1.3	Anatomy, Physiology and Health Education	1	CO ₃				3	88	264			
4	1.4	Bio-chemistry	1	CO ₄				1	97	97			
5	1.5	Biostatistics and Computer Applications	1	CO ₅									
6	1.6		1	CO ₆	2			3					
7	2.1	Physical Pharmaceutics	2	CO ₇									
8	2.2	Pharmaceutical Analysis and Physical Chemistry	2	CO ₈							2	93	149
9	2.3	Advanced Pharmaceutical Organic Chemistry	2	CO ₉	1	93	93						
10	2.4	Pharmaceutical Technology	2	CO ₁₀							3	97	290
11	2.5	Pharmacy Practice and Pathophysiology	2	CO ₁₁				3	98	246			
12	2.6		2	CO ₁₂									
13	3.1	Pharmacognosy and Phyto chemistry	3	CO ₁₃	3	98	275						
14	3.2	Medical Chemistry – I	3	CO ₁₄				1	93	93			
15	3.3	Pharmaceutical Dosage Forms and Cosmetic Techn	3	CO ₁₅	1	98	98						
16	3.4	Pharmacology – I	3	CO ₁₆				3	98	275			
17	3.5	Hospital and Clinical Pharmacy	3	CO ₁₇									
18	3.6	Pharmaceutical Biotechnology	3	CO ₁₈									
19	4.1	Formulative Pharmacy and Bio-Pharmaceutics	4	CO ₁₉									
20	4.2	Advanced Pharmacognosy	4	CO ₂₀	3	93	280	2	93	140	1	93	93
21	4.3	Pharmacology-II	4	CO ₂₁				2	95	171			
22	4.4	Modern methods of Pharmaceutical Analysis	4	CO ₂₂	1	98	98				3	98	295
23	4.5	Medicinal Chemistry-II	4	CO ₂₃				1	93	93			
24	4.6	Pharmaceutical Jurisprudence and Pharmacy Busin	4	CO ₂₄									
25	5.1												
26	5.2												
27	5.3												
Attainment of PO = $\sum w*x/w$					13	580	1081	18	756	1379	10	441	926
						81.9			78.4			90.2	

w=weightage, x=percentage scored(* =>60% considered as achieved percentage)

PSG College of Pharmacy



Achievement of Program outcome

PSG College of Pharmacy

B.Pharm Program

Coimbatore

Admitted year 2014

Weightage associated- Direct method B

Batch 2014 – 2018

CO.No	Course Code	Course Name	Year	COs No	Program Outcome								
					PO4			PO5			PO6		
					w	x	w*x	w	x	w*x	w	x	w*x
1	1.1	Pharmaceutical Inorganic Chemistry	1	CO ₁									
2	1.2	Pharmaceutical Organic Chemistry	1	CO ₂	1	59	59	2	59	119	1	59	59
3	1.3	Anatomy, Physiology and Health Education	1	CO ₃							3	88	264
4	1.4	Bio-chemistry	1	CO ₄							3	97	290
5	1.5	Biostatistics and Computer Applications	1	CO ₅							3	64	193
6	1.6		1	CO ₆									
7	2.1	Physical Pharmaceutics	2	CO ₇	2	89	197						
8	2.2	Pharmaceutical Analysis and Physical Chemistry	2	CO ₈				3	93	256			
9	2.3	Advanced Pharmaceutical Organic Chemistry	2	CO ₉									
10	2.4	Pharmaceutical Technology	2	CO ₁₀	1	97	97	2	97	161			
11	2.5	Pharmacy Practice and Pathophysiology	2	CO ₁₁	3	98	246				3	98	295
12	2.6		2	CO ₁₂									
13	3.1	Pharmacognosy and Phyto chemistry	3	CO ₁₃				2	98	197			
14	3.2	Medical Chemistry – I	3	CO ₁₄	2	93	186				3	93	280
15	3.3	Pharmaceutical Dosage Forms and Cosmetic Techn	3	CO ₁₅	2	98	172	2	98	197	3	98	295
16	3.4	Pharmacology – I	3	CO ₁₆									
17	3.5	Hospital and Clinical Pharmacy	3	CO ₁₇	2	95	190	2	95	190	1	95	95
18	3.6	Pharmaceutical Biotechnology	3	CO ₁₈	2	90	180	2	90	180	2	90	180
19	4.1	Formulative Pharmacy and Bio-Pharmaceutics	4	CO ₁₉	2	97	213						
20	4.2	Advanced Pharmacognosy	4	CO ₂₀	1	93	93	2	93	140			
21	4.3	Pharmacology-II	4	CO ₂₁				2	95	190	1	95	114
22	4.4	Modern methods of Pharmaceutical Analysis	4	CO ₂₂				2	98	172			
23	4.5	Medicinal Chemistry-II	4	CO ₂₃	1	93	93						
24	4.6	Pharmaceutical Jurisprudence and Pharmacy Busin	4	CO ₂₄	2	95	190	1	95	95			
25	5.1												
26	5.2												
27	5.3												
Attainment of PO = $\sum w*x/w$					21	1098	1915	21	1012	1895	23	878	2065
						92.7			91.7			89	

w=weightage, x=percentage scored(* =>60% considered as achieved percentage)

PSG College of Pharmacy



Achievement of Program outcome

PSG College of Pharmacy

B.Pharm Program

Coimbatore


Admitted year 2014

Weightage associated- Direct method B

Batch 2014 – 2018

CO. No	Course Code	Course Name	Year	COs No	Program Specific Outcome											
					PO7			PO8			PO9					
					w	x	w*x	w	x	w*x	w	x	w*x	w	x	w*x
1	1.1	Pharmaceutical Inorganic Chemistry	1	CO1				3	98	295	3	98	270			
2	1.2	Pharmaceutical Organic Chemistry	1	CO2							2	59	119			
3	1.3	Anatomy, Physiology and Health Education	1	CO3												
4	1.4	Bio-chemistry	1	CO4												
5	1.5	Biostatistics and Computer Applications	1	CO5												
6	1.6		1	CO6												
7	2.1	Physical Pharmaceutics	2	CO7												
8	2.2	Pharmaceutical Analysis and Physical Chemistry	2	CO8				1	93	112						
9	2.3	Advanced Pharmaceutical Organic Chemistry	2	CO9							3	93	280			
10	2.4	Pharmaceutical Technology	2	CO10	1	97	97	1	97	97						
11	2.5	Pharmacy Practice and Pathophysiology	2	CO11	2	98	197									
12	2.6		2	CO12												
13	3.1	Pharmacognosy and Phyto chemistry	3	CO13							1	98	98			
14	3.2	Medical Chemistry – I	3	CO14				1	93	93	3	93	261			
15	3.3	Pharmaceutical Dosage Forms and Cosmetics	3	CO15							3	98	295			
16	3.4	Pharmacology – I	3	CO16												
17	3.5	Hospital and Clinical Pharmacy	3	CO17	2	95	190	3	95	285						
18	3.6	Pharmaceutical Biotechnology	3	CO18												
19	4.1	Formulative Pharmacy and Bio-Pharmaceutics	4	CO19												
20	4.2	Advanced Pharmacognosy	4	CO20							2	93	140			
21	4.3	Pharmacology-II	4	CO21				2	95	190	1	95	119			
22	4.4	Modern methods of Pharmaceutical Analysis	4	CO22				1	98	98	2	98	197			
23	4.5	Medicinal Chemistry-II	4	CO23							3	93	280			
24	4.6	Pharmaceutical Jurisprudence and Pharmacy	4	CO24	3	95	285	3	95	285						
25	5.1		5	CO25												
26	5.2		5	CO26												
27	5.3		5	CO27												
Attainment of PO = $\sum w \cdot x / w$					8	385	768	15	764	1454	22	920	2058			
						96			95.7			92.3				

w=weightage, x=percentage scored(* =>60% considered as achieved percentage)




Comparison of Attainment POs and PSOs
By Direct Methods A and B



PSG College of Pharmacy
Coimbatore

Admitted year 2014
Batch 2014 – 2018
Program B.Pharm

	Pass Percentage	% of Students Scored Grades O, A & B	Weighted Average
PO1	98.02	96.61	81.87
PO2	97.25	94.49	78.36
PO3	98.64	88.12	90.18
PO4	97.73	91.49	92.75
PO5	98.00	91.98	91.71
PO6	97.12	87.80	89.00
PO7	98.31	96.17	95.97
PO8	97.67	95.54	95.67
PO9	97.63	92.03	92.27



tyc

Achievement of Program outcome

PSG College of Pharmacy

B.Pharm Program

Coimbatore

Admitted year 2015

Percentage* of Students Scoring- Direct method A


Batch

2015 - 2019

CO. No	Course Code	Course Name	Year	COs No	Program Outcome						Program Specific Outcome			
					PO1	PO2	PO3	PO4	PO5	PO6	PO7	PO8	PO9	
1	1.1	Pharmaceutical Inorganic Chemistry	1	CO ₁	93							93	93	
2	1.2	Pharmaceutical Organic Chemistry	1	CO ₂			88	88	88	88			88	
3	1.3	Anatomy, Physiology and Health Education	1	CO ₃		82				82				
4	1.4	Bio-chemistry	1	CO ₄		87				87				
5	1.5	Biostatistics and Computer Applications	1	CO ₅						53				
			1	CO ₆										
7	2.1	Physical Pharmaceutics	2	CO ₇				77						
8	2.2	Pharmaceutical Analysis and Physical Chemistry	2	CO ₈			80		80			80		
9	2.3	Advanced Pharmaceutical Organic Chemistry	2	CO ₉	82								82	
10	2.4	Pharmaceutical Technology	2	CO ₁₀			92	92	92		92	92		
11	2.5	Pharmacy Practice and Pathophysiology	2	CO ₁₁		72		72		72	72			
12	2.6		2	CO ₁₂										
13	3.1	Pharmacognosy and Phyto chemistry	3	CO ₁₃	85				85				85	
14	3.2	Medical Chemistry – I	3	CO ₁₄		93		93		93		93	93	
15	3.3	Pharmaceutical Dosage Forms and Cosmetic Tech	3	CO ₁₅	98			98	98	98			98	
16	3.4	Pharmacology – I	3	CO ₁₆		97								
17	3.5	Hospital and Clinical Pharmacy	3	CO ₁₇				95	95	95	95	95		
18	3.6	Pharmaceutical Biotechnology	3	CO ₁₈				95	95	95				
19	4.1	Formulative Pharmacy and Bio-Pharmaceutics	4	CO ₁₉				97						
20	4.2	Advanced Pharmacognosy	4	CO ₂₀	95	95	95	95	95				95	
21	4.3	Pharmacology-II	4	CO ₂₁		95			95	95		95	95	
22	4.4	Modern methods of Pharmaceutical Analysis	4	CO ₂₂	97		97		97			97	97	
23	4.5	Medicinal Chemistry-II	4	CO ₂₃		95		95					95	
24	4.6	Pharmaceutical Jurisprudence and Pharmacy Bus	4	CO ₂₄				97	97		97	97		
25	5.1		5	CO ₂₅										
26	5.2		5	CO ₂₆										
27	5.3		5	CO ₂₇										
Percentage Average					91.7	89.4	90.3	91.1	92.4	85.8	88.8	92.7	92.2	

* =>60% considered as achievement of program outcome

PSG College of Pharmacy



K. S. Srinivas

Achievement of Program outcome

PSG College of Pharmacy

B.Pharm Program

Coimbatore

Admitted year 2015


Weightage associated- Direct method B

Batch 2015 – 2019

CO. No	Course Code	Course Name	Year	COs No	Program Outcome								
					PO1			PO2			PO3		
					w	x	w*x	w	x	w*x	w	x	w*x
1	1.1	Pharmaceutical Inorganic Chemistry	1	CO ₁	2	93	224						
2	1.2	Pharmaceutical Organic Chemistry	1	CO ₂							2	88	147
3	1.3	Anatomy, Physiology and Health Education	1	CO ₃				3	82	245			
4	1.4	Bio-chemistry	1	CO ₄				1	87	87			
5	1.5	Biostatistics and Computer Applications	1	CO ₅									
6	1.6		1	CO ₆	2			3					
7	2.1	Physical Pharmaceutics	2	CO ₇									
8	2.2	Pharmaceutical Analysis and Physical Chemistry	2	CO ₈							2	80	128
9	2.3	Advanced Pharmaceutical Organic Chemistry	2	CO ₉	1	82	82						
10	2.4	Pharmaceutical Technology	2	CO ₁₀							3	92	275
11	2.5	Pharmacy Practice and Pathophysiology	2	CO ₁₁				3	72	179			
12	2.6		2	CO ₁₂									
13	3.1	Pharmacognosy and Phyto chemistry	3	CO ₁₃	3	85	238						
14	3.2	Medical Chemistry – I	3	CO ₁₄				1	93	93			
15	3.3	Pharmaceutical Dosage Forms and Cosmetic Techn	3	CO ₁₅	1	98	98						
16	3.4	Pharmacology – I	3	CO ₁₆				3	97	271			
17	3.5	Hospital and Clinical Pharmacy	3	CO ₁₇									
18	3.6	Pharmaceutical Biotechnology	3	CO ₁₈									
19	4.1	Formulative Pharmacy and Bio-Pharmaceutics	4	CO ₁₉									
20	4.2	Advanced Pharmacognosy	4	CO ₂₀	3	95	285	2	95	143	1	95	95
21	4.3	Pharmacology-II	4	CO ₂₁				2	95	171			
22	4.4	Modern methods of Pharmaceutical Analysis	4	CO ₂₂	1	97	97				3	97	290
23	4.5	Medicinal Chemistry-II	4	CO ₂₃				1	95	95			
24	4.6	Pharmaceutical Jurisprudence and Pharmacy Busin	4	CO ₂₄									
25	5.1												
26	5.2												
27	5.3												
Attainment of PO = $\sum w*x/w$					13	550	1024	18	715	1283	10	452	935
						77.6			72.9			91.1	

w=weightage, x=percentage scored(* =>60% considered as achieved percentage)

PSG College of Pharmacy



Achievement of Program outcome

PSG College of Pharmacy

B.Pharm Program

Coimbatore

Admitted year 2015

Weightage associated- Direct method B


Batch

2015 – 2019

CO.No	Course Code	Course Name	Year	COs No	Program Outcome								
					w	x	w*x	w	x	w*x	w	x	w*x
					PO4			PO5			PO6		
1	1.1	Pharmaceutical Inorganic Chemistry	1	CO ₁									
2	1.2	Pharmaceutical Organic Chemistry	1	CO ₂	1	88	88	2	88	177	1	88	88
3	1.3	Anatomy, Physiology and Health Education	1	CO ₃							3	82	245
4	1.4	Bio-chemistry	1	CO ₄							3	87	260
5	1.5	Biostatistics and Computer Applications	1	CO ₅							3	53	160
6	1.6		1	CO ₆									
7	2.1	Physical Pharmaceutics	2	CO ₇	2	77	169						
8	2.2	Pharmaceutical Analysis and Physical Chemistry	2	CO ₈				3	80	220			
9	2.3	Advanced Pharmaceutical Organic Chemistry	2	CO ₉									
10	2.4	Pharmaceutical Technology	2	CO ₁₀	1	92	92	2	92	153			
11	2.5	Pharmacy Practice and Pathophysiology	2	CO ₁₁	3	72	179				3	72	215
12	2.6		2	CO ₁₂									
13	3.1	Pharmacognosy and Phyto chemistry	3	CO ₁₃				2	85	170			
14	3.2	Medical Chemistry – I	3	CO ₁₄	2	93	187				3	93	280
15	3.3	Pharmaceutical Dosage Forms and Cosmetic Techn	3	CO ₁₅	2	98	172	2	98	197	3	98	295
16	3.4	Pharmacology – I	3	CO ₁₆									
17	3.5	Hospital and Clinical Pharmacy	3	CO ₁₇	2	95	190	2	95	190	1	95	95
18	3.6	Pharmaceutical Biotechnology	3	CO ₁₈	2	95	190	2	95	190	2	95	190
19	4.1	Formulative Pharmacy and Bio-Pharmaceutics	4	CO ₁₉	2	97	213						
20	4.2	Advanced Pharmacognosy	4	CO ₂₀	1	95	95	2	95	143			
21	4.3	Pharmacology-II	4	CO ₂₁				2	95	190	1	95	114
22	4.4	Modern methods of Pharmaceutical Analysis	4	CO ₂₂				2	97	169			
23	4.5	Medicinal Chemistry-II	4	CO ₂₃	1	95	95						
24	4.6	Pharmaceutical Jurisprudence and Pharmacy Busin	4	CO ₂₄	2	97	193	1	97	97			
25	5.1												
26	5.2												
27	5.3												
Attainment of PO = $\Sigma w*x/w$					21	1093	1863	21	1017	1894	23	858	1942
						90.2			91.7			83.7	

w=weightage, x=percentage scored(* =>60% considered as achieved percentage)

PSG College of Pharmacy



Achievement of Program outcome

PSG College of Pharmacy

B.Pharm Program

Coimbatore

Admitted year 2015

Weightage associated- Direct method B


Batch 2015 – 2019

CO. No	Course Code	Course Name	Year	COs No	Program Specific Outcome											
					w	x	w*x	w	x	w*x	w	x	w*x	w	x	w*x
					PO7			PO8			PO9					
1	1.1	Pharmaceutical Inorganic Chemistry	1	CO ₁				3	93	280	3	93	257			
2	1.2	Pharmaceutical Organic Chemistry	1	CO ₂							2	88	177			
3	1.3	Anatomy, Physiology and Health Education	1	CO ₃												
4	1.4	Bio-chemistry	1	CO ₄												
5	1.5	Biostatistics and Computer Applications	1	CO ₅												
6	1.6		1	CO ₆												
7	2.1	Physical Pharmaceutics	2	CO ₇												
8	2.2	Pharmaceutical Analysis and Physical Chemistry	2	CO ₈				1	80	96						
9	2.3	Advanced Pharmaceutical Organic Chemistry	2	CO ₉							3	82	245			
10	2.4	Pharmaceutical Technology	2	CO ₁₀	1	92	92	1	92	92						
11	2.5	Pharmacy Practice and Pathophysiology	2	CO ₁₁	2	72	143									
12	2.6		2	CO ₁₂												
13	3.1	Pharmacognosy and Phyto chemistry	3	CO ₁₃							1	85	85			
14	3.2	Medical Chemistry – I	3	CO ₁₄				1	93	93	3	93	261			
15	3.3	Pharmaceutical Dosage Forms and Cosmetics	3	CO ₁₅							3	98	295			
16	3.4	Pharmacology – I	3	CO ₁₆												
17	3.5	Hospital and Clinical Pharmacy	3	CO ₁₇	2	95	190	3	95	285						
18	3.6	Pharmaceutical Biotechnology	3	CO ₁₈												
19	4.1	Formulative Pharmacy and Bio-Pharmaceutics	4	CO ₁₉												
20	4.2	Advanced Pharmacognosy	4	CO ₂₀							2	95	143			
21	4.3	Pharmacology-II	4	CO ₂₁				2	95	190	1	95	119			
22	4.4	Modern methods of Pharmaceutical Analysis	4	CO ₂₂				1	97	97	2	97	193			
23	4.5	Medicinal Chemistry-II	4	CO ₂₃							3	95	285			
24	4.6	Pharmaceutical Jurisprudence and Pharmacology	4	CO ₂₄	3	97	290	3	97	290						
25	5.1		5	CO ₂₅												
26	5.2		5	CO ₂₆												
27	5.3		5	CO ₂₇												
Attainment of PO = $\sum w \cdot x / w$					8	355	715	15	742	1423	22	922	2059			
						89.4			93.6			92.3				

PEELAMEDU

COMBATOR - 641 00

w=weightage, x=percentage scored(* =>60% considered as achieved percentage)



Handwritten signature

Comparison of Attainment POs and PSOs
By Direct Methods A and B



PSG College of Pharmacy
Coimbatore

Admitted year 2015
Batch 2015 - 2019
Program B.Pharm

	Pass Percentage	% of Students Scored Grades O, A & B	Weighted Average
PO1	96.11	91.67	77.55
PO2	92.92	89.38	72.92
PO3	95.67	90.33	91.09
PO4	95.83	91.11	90.20
PO5	96.21	92.42	91.67
PO6	93.17	85.83	83.72
PO7	94.58	88.75	89.38
PO8	96.67	92.71	93.60
PO9	96.17	92.17	92.34



Handwritten signature

Achievement of Program outcome

PSG College of Pharmacy

Pharm.D program

Coimbatore

Admitted year 2012

Percentage* of Students Scoring- Direct method A


Batch

2012- 2018

CO. No	Course Code	Course Name	Year	COs No	Program Outcome						Program Specific Outcome			
					PO1	PO2	PO3	PO4	PO5	PO6	PO7	PO8	PO9	
1	1.1	Human Anatomy and Physiology	1	CO ₁			72							
2	1.2	Pharmaceutics	1	CO ₂	66				66				66	
3	1.3	Medicinal Biochemistry	1	CO ₃			69			69				
4	1.4	Pharmaceutical Organic chemistry	1	CO ₄				69						
5	1.5	Pharmaceutical Inorganic chemistry	1	CO ₅		72			72					
6	1.6	Remedial Mathamedics/Biology	1	CO ₆										
7	2.1	Pathophysiology	2	CO ₇					86	86	86	86		
8	2.2	Pharmaceutical Microbiology	2	CO ₈			83		83	83				
9	2.3	Pharmacognocny & Phytopharmaceuticals	2	CO ₉	86	86	86	86						
10	2.4	Pharmacology - I	2	CO ₁₀			90			90				
11	2.5	Community Pharmacy	2	CO ₁₁					72	72	72	72		
12	2.6	Pharmacotherapeutics - I	2	CO ₁₂						86	86	86		
13	3.1	Pharmacology - II	3	CO ₁₃				86				86		
14	3.2	Pharmaceutical Analysis	3	CO ₁₄	86	86		86	86				86	
15	3.3	Pharmacotherapeutics - II	3	CO ₁₅						86	86	86		
16	3.4	Pharmaceutical Jurisprudence	3	CO ₁₆					83	83	83	83	83	
17	3.5	Medicinal Chemistry	3	CO ₁₇			69	69	69					
18	3.6	Pharmaceutical Formulations	3	CO ₁₈	93	93								
19	4.1	Pharmacotherapeutics - III	4	CO ₁₉			76	76	76	76	76	76	76	
20	4.2	Hospital Pharmacy	4	CO ₂₀					93	93	93	93		
21	4.3	Clinical Pharmacy	4	CO ₂₁						86	86	86	86	
22	4.4	Biostatistics & Research Methodology	4	CO ₂₂		62		62	62	62	62	62	62	
23	4.5	Biopharmaceutics & Pharmacokinetics	4	CO ₂₃					66	66				
24	4.6	Clinical Toxicology	4	CO ₂₄			93			93	93	93		
25	5.1	Clinical Research	5	CO ₂₅					76	76			76	
26	5.2	Pharmacoepidemiology and Pharmacoecono	5	CO ₂₆						83	83	83	83	
27	5.3	Clinical Pharmacokinetics & Pharmacotherap	5	CO ₂₇						93		93	93	
28	5.4	Clerkship	5	CO ₂₈						99	99	99	99	
29	5.5	Project	5	CO ₂₉								100	100	
Percentage Average					82.8	80	79.7	76.4	76.1	82.3	83.8	85.7	82.7	

* =>60% considered as achievement of program outcome

Handwritten signature



Achievement of Program outcome

PSG College of Pharmacy


Pharm.D program

Admitted year 2012

Weightage associated- Direct method B

Batch 2012 – 2018

CO. No	Course Code	Course Name	Year	COs No	Program Outcome								
					W	X	W*X	W	X	W*X	W	X	W*X
					PO1			PO2			PO3		
1	1.1	Human Anatomy and Physiology	1	CO ₁							3	72.41	217
2	1.2	Pharmaceutics	1	CO ₂	3	65.52	197						
3	1.3	Medicinal Biochemistry	1	CO ₃							1	68.97	69
4	1.4	Pharmaceutical Organic chemistry	1	CO ₄									
5	1.5	Pharmaceutical Inorganic chemistry	1	CO ₅				2	72.41	145			
6	1.6	Remedial Mathamedics/Biology	1	CO ₆									
7	2.1	Pathophysiology	2	CO ₇									
8	2.2	Pharmaceutical Microbiology	2	CO ₈							2	82.76	124
9	2.3	Pharmacognocny & Phytopharmaceuticals	2	CO ₉	2	86.21	172	3	86.21	259	3	86.21	259
10	2.4	Pharmacology - I	2	CO ₁₀							1	89.66	90
11	2.5	Community Pharmacy	2	CO ₁₁									
12	2.6	Pharmacotherapeutics - I	2	CO ₁₂									
13	3.1	Pharmacology - II	3	CO ₁₃									
14	3.2	Pharmaceutical Analysis	3	CO ₁₄	2	86.21	172	3	86.21	216			
15	3.3	Pharmacotherapeutics - II	3	CO ₁₅									
16	3.4	Pharmaceutical Jurisprudence	3	CO ₁₆									
17	3.5	Medicinal Chemistry	3	CO ₁₇							1	68.97	69
18	3.6	Pharmaceutical Formulations	3	CO ₁₈	2	93.1	186	3	93.1	279			
19	4.1	Pharmacotherapeutics - III	4	CO ₁₉							1	75.86	76
20	4.2	Hospital Pharmacy	4	CO ₂₀									
21	4.3	Clinical Pharmacy	4	CO ₂₁									
22	4.4	Biostatistics & Research Methodology	4	CO ₂₂				1	62.07	62			
23	4.5	Biopharmaceutics & Pharmacokinetics	4	CO ₂₃									
24	4.6	Clinical Toxicology	4	CO ₂₄							2	93.1	149
25	5.1	Clinical Research	5	CO ₂₅									
26	5.2	Pharmacoepidemiology and Pharmacoeconomics	5	CO ₂₆									
27	5.3	Clinical Pharmacokinetics & Pharmacotherapeutics	5	CO ₂₇									
28	5.4	Clerkship		CO ₂₈									
29	5.5	Project		CO ₂₉									
Attainment of PO = $\sum W \times X / W$					9	331	727.6	11.5	400	960.3	13.1	637.9	1052
						80.8			83.5			80.3	



Achievement of Program outcome

PSG College of Pharmacy

Pharm.D program

Coimbatore

Admitted year 2012

Weightage associated- Direct method B

Batch 2012 - 2018

CO.N o	Course Code	Course Name	Year	COs No	Program Outcome								
					W	X	W*X	W	X	W*X	W	X	W*X
					PO4			PO5			PO6		
1	1.1	Human Anatomy and Physiology	1	CO ₁									
2	1.2	Pharmaceutics	1	CO ₂				2	65.52	109			
3	1.3	Medicinal Biochemistry	1	CO ₃							1	68.97	69
4	1.4	Pharmaceutical Organic chemistry	1	CO ₄	1	68.97	97						
5	1.5	Pharmaceutical Inorganic chemistry	1	CO ₅				1	72.41	72			
6	1.6	Remedial Mathamedics/Biology	1	CO ₆									
7	2.1	Pathophysiology	2	CO ₇				3	86.21	259	3	86.21	259
8	2.2	Pharmaceutical Microbiology	2	CO ₈				2	82.76	166	3	82.76	207
9	2.3	Pharmacognocny & Phytopharmaceuticals	2	CO ₉	3	86.21	259						
10	2.4	Pharmacology - I	2	CO ₁₀							1	89.66	90
11	2.5	Community Pharmacy	2	CO ₁₁				3	72.41	217	3	72.41	217
12	2.6	Pharmacotherapeutics - I	2	CO ₁₂							2	86.21	172
13	3.1	Pharmacology - II	3	CO ₁₃	1	86.21	86						
14	3.2	Pharmaceutical Analysis	3	CO ₁₄	1	86.21	86	2	86.21	172			
15	3.3	Pharmacotherapeutics - II	3	CO ₁₅							2	86.21	172
16	3.4	Pharmaceutical Jurisprudence	3	CO ₁₆				3	82.76	248	3	82.76	248
17	3.5	Medicinal Chemistry	3	CO ₁₇	3	68.97	207	1	68.97	69			
18	3.6	Pharmaceutical Formulations	3	CO ₁₈									
19	4.1	Pharmacotherapeutics - III	4	CO ₁₉	1	75.86	76	2	75.86	152	1	75.86	76
20	4.2	Hospital Pharmacy	4	CO ₂₀				1	93.1	93	3	93.1	279
21	4.3	Clinical Pharmacy	4	CO ₂₁							3	86.21	216
22	4.4	Biostatistics & Research Methodology	4	CO ₂₂	1	62.07	62	1	62.07	62	1	62.07	62
23	4.5	Biopharmaceutics & Pharmacokinetics	4	CO ₂₃				3	65.52	197	2	65.52	131
24	4.6	Clinical Toxicology	4	CO ₂₄							2	93.1	140
25	5.1	Clinical Research	5	CO ₂₅				3	75.86	190	3	75.86	190
26	5.2	Pharmacoepidemiology and Pharmacoeconomics	5	CO ₂₆							2	82.76	166
27	5.3	Clinical Pharmacokinetics & Pharmacotherapeutics	5	CO ₂₇							1	93.1	93
28	5.4	Clerkship	5	CO ₂₈							3	99.	297
29	5.5	Project	5	CO ₂₉									
Attainment of PO = $\Sigma w*x/w$					11.4	534.5	872.4	26.17	989.7	2006	37	1482	3083
						76.5			76.7			83.3	

Handwritten signature



Achievement of Program outcome

PSG College of Pharmacy

Pharm.D program

Coimbatore

Admitted year 2012

Weightage associated- Direct method B

Batch 2012 – 2018

CO. No	Course Code	Course Name	Year	COs No	Program Specific Outcome											
					PO7			PO8			PO9			w	x	w*x
1	1.1	Human Anatomy and Physiology	1	CO1												
2	1.2	Pharmaceutics	1	CO2							3	65.52	197			
3	1.3	Medicinal Biochemistry	1	CO3												
4	1.4	Pharmaceutical Organic chemistry	1	CO4												
5	1.5	Pharmaceutical Inorganic chemistry	1	CO5												
6	1.6	Remedial Mathamedics/Biology	1	CO6												
7	2.1	Pathophysiology	2	CO7	3	86.21	259	2	86.21	172						
8	2.2	Pharmaceutical Microbiology	2	CO8												
9	2.3	Pharmacognocny & Phytopharmaceuticals	2	CO9												
10	2.4	Pharmacology - I	2	CO10												
11	2.5	Community Pharmacy	2	CO11	3	72.41	217	2	72.41	145						
12	2.6	Pharmacotherapeutics - I	2	CO12	2	86.21	172	3	86.21	259						
13	3.1	Pharmacology - II	3	CO13				1	86.21	86						
14	3.2	Pharmaceutical Analysis	3	CO14							1	86.21	86			
15	3.3	Pharmacotherapeutics - II	3	CO15	2	86.21	172	3	86.21	259						
16	3.4	Pharmaceutical Jurisprudence	3	CO16	3	82.76	248	3	82.76	248	2	82.76	166			
17	3.5	Medicinal Chemistry	3	CO17												
18	3.6	Pharmaceutical Formulations	3	CO18												
19	4.1	Pharmacotherapeutics - III	4	CO19	2	75.86	152	3	75.86	228	2	75.86	152			
20	4.2	Hospital Pharmacy	4	CO20	1	93.1	93	2	93.1	186						
21	4.3	Clinical Pharmacy	4	CO21	3	86.21	216	3	86.21	230	1	86.21	86			
22	4.4	Biostatistics & Research Methodology	4	CO22	1	62.07	78	1	62.07	74	2	62.07	112			
23	4.5	Biopharmaceutics & Pharmacokinetics	4	CO23												
24	4.6	Clinical Toxicology	4	CO24	1	93.1	124	2	93.1	168						
25	5.1	Clinical Research	5	CO25							1	75.86	76			
26	5.2	Pharmacoepidemiology and Pharmacoeconomics	5	CO26	1	82.76	83	1	82.76	83	2	82.76	166			
27	5.3	Clinical Pharmacokinetics & Pharmacotherapeutics	5	CO27				2	93.1	186	1	93.1	93			
28	5.4	Clerkship	5	CO28	3			3	99.	297	3	99.	297			
29	5.5	Project	5	CO29				2	100.	200	3	100.	300			
					25.1	907	1814	32.7	1285	2821	20.8	909	1729			
					72.3			86.3			83.1					

Attainment of PO = $\Sigma w*x/w$




Comparison of Attainment POs and PSOs
By Direct Methods A and B



PSG College of Pharmacy
Coimbatore

Admitted year 2012
Batch 2012 – 2018
Program Pharm.D

	Pass Percentage	% of Students Scored Grades O, A & B	Weighted Average
PO1	100.00	82.76	80.84
PO2	97.24	80.00	83.51
PO3	98.71	79.74	80.34
PO4	98.03	76.35	76.53
PO5	97.88	76.13	76.65
PO6	98.85	82.32	83.33
PO7	98.56	83.82	72.31
PO8	98.62	85.68	86.35
PO9	98.75	82.67	83.14



Handwritten signature

Achievement of Program outcome

PSG College of Pharmacy

Pharm.D program

Coimbatore

Admitted year 2013

Percentage* of Students Scoring- Direct method A

Batch

2013 - 2019

CO. No	Course Code	Course Name	Year	COs No	Program Outcome						Program Specific Outcome			
					PO1	PO2	PO3	PO4	PO5	PO6	PO7	PO8	PO9	
1	1.1	Human Anatomy and Physiology	1	CO ₁			77							
2	1.2	Pharmaceutics	1	CO ₂	77				77				77	
3	1.3	Medicinal Biochemistry	1	CO ₃			73			73				
4	1.4	Pharmaceutical Organic chemistry	1	CO ₄				70						
5	1.5	Pharmaceutical Inorganic chemistry	1	CO ₅		83			83					
6	1.6	Remedial Mathamedics/Biology	1	CO ₆										
7	2.1	Pathophysiology	2	CO ₇					67	67	67	67		
8	2.2	Pharmaceutical Microbiology	2	CO ₈			93		93	93				
9	2.3	Pharmacognocny & Phytopharmaceuticals	2	CO ₉	93	93	93	93						
10	2.4	Pharmacology - I	2	CO ₁₀			97			97				
11	2.5	Community Pharmacy	2	CO ₁₁					80	80	80	80		
12	2.6	Pharmacotherapeutics - I	2	CO ₁₂						83	83	83		
13	3.1	Pharmacology - II	3	CO ₁₃				100				100		
14	3.2	Pharmaceutical Analysis	3	CO ₁₄	100	100		100	100				100	
15	3.3	Pharmacotherapeutics - II	3	CO ₁₅						90	90	90		
16	3.4	Pharmaceutical Jurisprudence	3	CO ₁₆					73	73	73	73	73	
17	3.5	Medicinal Chemistry	3	CO ₁₇			83	83	83					
18	3.6	Pharmaceutical Formulations	3	CO ₁₈	93	93								
19	4.1	Pharmacotherapeutics - III	4	CO ₁₉			90	90	90	90	90	90	90	
20	4.2	Hospital Pharmacy	4	CO ₂₀					86	86	86	86		
21	4.3	Clinical Pharmacy	4	CO ₂₁						87	87	87	87	
22	4.4	Biostatistics & Research Methodology	4	CO ₂₂		91		91	91	91	91	91	91	
23	4.5	Biopharmaceutics & Pharmacokinetics	4	CO ₂₃					94	94				
24	4.6	Clinical Toxicology	4	CO ₂₄			100			100	100	100		
25	5.1	Clinical Research	5	CO ₂₅					97	97			97	
26	5.2	Pharmacoepidemiology and Pharmacoecono	5	CO ₂₆						97	97	97	97	
27	5.3	Clinical Pharmacokinetics & Pharmacotherap	5	CO ₂₇						97		97	97	
28	5.4	Clerkship	5	CO ₂₈						100	100	100	100	
29	5.5	Project	5	CO ₂₉								100	100	
Percentage Average					90.8	92.3	88.3	89.7	85.8	88.7	87	89.4	91.7	

* =>60% considered as achievement of program outcome

PSG COLLEGE OF PHARMACY
PEELAMEDU

COIMBATORE - 641 004

Achievement of Program outcome

PSG College of Pharmacy

Pharm.D program


Coimbatore

Admitted year 2013

Weightage associated- Direct method B

Batch 2013 – 2019

CO. No	Course Code	Course Name	Year	COs No	Program Outcome								
					W	X	W*X	W	X	W*X	W	X	W*X
					PO1			PO2			PO3		
1	1.1	Human Anatomy and Physiology	1	CO ₁							3	76.67	230
2	1.2	Pharmaceutics	1	CO ₂	3	76.67	230						
3	1.3	Medicinal Biochemistry	1	CO ₃							1	73.33	73
4	1.4	Pharmaceutical Organic chemistry	1	CO ₄									
5	1.5	Pharmaceutical Inorganic chemistry	1	CO ₅				2	83.33	167			
6	1.6	Remedial Mathamedics/Biology	1	CO ₆									
7	2.1	Pathophysiology	2	CO ₇									
8	2.2	Pharmaceutical Microbiology	2	CO ₈							2	93.33	140
9	2.3	Pharmacognocny & Phytopharmaceuticals	2	CO ₉	2	93.33	187	3	93.33	280	3	93.33	280
10	2.4	Pharmacology - I	2	CO ₁₀							1	96.67	97
11	2.5	Community Pharmacy	2	CO ₁₁									
12	2.6	Pharmacotherapeutics - I	2	CO ₁₂									
13	3.1	Pharmacology - II	3	CO ₁₃									
14	3.2	Pharmaceutical Analysis	3	CO ₁₄	2	100.	200	3	100.	250			
15	3.3	Pharmacotherapeutics - II	3	CO ₁₅									
16	3.4	Pharmaceutical Jurisprudence	3	CO ₁₆									
17	3.5	Medicinal Chemistry	3	CO ₁₇							1	83.33	83
18	3.6	Pharmaceutical Formulations	3	CO ₁₈	2	93.33	187	3	93.33	280			
19	4.1	Pharmacotherapeutics - III	4	CO ₁₉							1	90.	90
20	4.2	Hospital Pharmacy	4	CO ₂₀									
21	4.3	Clinical Pharmacy	4	CO ₂₁									
22	4.4	Biostatistics & Research Methodology	4	CO ₂₂				1	91.43	91			
23	4.5	Biopharmaceutics & Pharmacokinetics	4	CO ₂₃									
24	4.6	Clinical Toxicology	4	CO ₂₄							2	100.	160
25	5.1	Clinical Research	5	CO ₂₅									
26	5.2	Pharmacoepidemiology and Pharmacoeconomics	5	CO ₂₆									
27	5.3	Clinical Pharmacokinetics & Pharmacotherapeutics	5	CO ₂₇									
28	5.4	Clerkship		CO ₂₈									
29	5.5	Project		CO ₂₉									
Attainment of PO = $\Sigma W*X/W$					9	363.3	803.3	11.5	461.4	1068	13.1	706.7	1153
						89.3			92.9			88	



Achievement of Program outcome

PSG College of Pharmacy

Pharm.D program

Coimbatore


Admitted year 2013

Weightage associated- Direct method B

Batch

2013 – 2019

CO.No	Course Code	Course Name	Year	COs No	Program Outcome								
					W	X	w*x	w	X	w*x	w	X	w*x
					PO4			PO5			PO6		
1	1.1	Human Anatomy and Physiology	1	CO ₁									
2	1.2	Pharmaceutics	1	CO ₂				2	76.67	128			
3	1.3	Medicinal Biochemistry	1	CO ₃							1	73.33	73
4	1.4	Pharmaceutical Organic chemistry	1	CO ₄	1	70.	98						
5	1.5	Pharmaceutical Inorganic chemistry	1	CO ₅				1	83.33	83			
6	1.6	Remedial Mathamedics/Biology	1	CO ₆									
7	2.1	Pathophysiology	2	CO ₇				3	66.67	200	3	66.67	200
8	2.2	Pharmaceutical Microbiology	2	CO ₈				2	93.33	187	3	93.33	233
9	2.3	Pharmacognocny & Phytopharmaceuticals	2	CO ₉	3	93.33	280						
10	2.4	Pharmacology - I	2	CO ₁₀							1	96.67	97
11	2.5	Community Pharmacy	2	CO ₁₁				3	80.	240	3	80.	240
12	2.6	Pharmacotherapeutics - I	2	CO ₁₂							2	83.33	167
13	3.1	Pharmacology - II	3	CO ₁₃	1	100.	100						
14	3.2	Pharmaceutical Analysis	3	CO ₁₄	1	100.	100	2	100.	200			
15	3.3	Pharmacotherapeutics - II	3	CO ₁₅							2	90.	180
16	3.4	Pharmaceutical Jurisprudence	3	CO ₁₆				3	73.33	220	3	73.33	220
17	3.5	Medicinal Chemistry	3	CO ₁₇	3	83.33	250	1	83.33	83			
18	3.6	Pharmaceutical Formulations	3	CO ₁₈									
19	4.1	Pharmacotherapeutics - III	4	CO ₁₉	1	90.	90	2	90.	180	1	90.	90
20	4.2	Hospital Pharmacy	4	CO ₂₀				1	85.71	86	3	85.71	257
21	4.3	Clinical Pharmacy	4	CO ₂₁							3	86.67	217
22	4.4	Biostatistics & Research Methodology	4	CO ₂₂	1	91.43	91	1	91.43	91	1	91.43	91
23	4.5	Biopharmaceutics & Pharmacokinetics	4	CO ₂₃				3	94.29	283	2	94.29	189
24	4.6	Clinical Toxicology	4	CO ₂₄							2	100.	150
25	5.1	Clinical Research	5	CO ₂₅				3	97.14	243	3	97.14	243
26	5.2	Pharmacoepidemiology and Pharmacoeconomics	5	CO ₂₆							2	96.67	193
27	5.3	Clinical Pharmacokinetics & Pharmacotherapeutic	5	CO ₂₇							1	97.14	97
28	5.4	Clerkship	5	CO ₂₈							3	100.	300
29	5.5	Project	5	CO ₂₉									
					11.4	628.1	1009	26.17	1115	2224	37	1596	3237
					88.5			85			87.5		
					Attainment of PO = $\Sigma w*x/w$								



Achievement of Program outcome

PSG College of Pharmacy

Pharm.D program


Coimbatore

Admitted year 2013

Weightage associated- Direct method B

Batch 2013 – 2019

Wrightgate associated - Direct method																				
Date: 2022-2023																				
CO. No	Course Code	Course Name	Year	COs No	Program Specific Outcome															
					W	X	w*x	W	X	w*x	W	X	w*x	W	X	w*x				
					PO7			PO8			PO9									
1	1.1	Human Anatomy and Physiology	1	CO1								3	76.67	230						
2	1.2	Pharmaceutics	1	CO2																
3	1.3	Medicinal Biochemistry	1	CO3																
4	1.4	Pharmaceutical Organic chemistry	1	CO4																
5	1.5	Pharmaceutical Inorganic chemistry	1	CO5																
6	1.6	Remedial Mathamedics/Biology	1	CO6																
7	2.1	Pathophysiology	2	CO7	3	66.67	200	2	66.67	133										
8	2.2	Pharmaceutical Microbiology	2	CO8																
9	2.3	Pharmacognocny & Phytopharmaceuticals	2	CO9																
10	2.4	Pharmacology - I	2	CO10																
11	2.5	Community Pharmacy	2	CO11	3	80.	240	2	80.	160										
12	2.6	Pharmacotherapeutics - I	2	CO12	2	83.33	167	3	83.33	250										
13	3.1	Pharmacology - II	3	CO13				1	100.	100										
14	3.2	Pharmaceutical Analysis	3	CO14							1	100.	100							
15	3.3	Pharmacotherapeutics - II	3	CO15	2	90.	180	3	90.	270										
16	3.4	Pharmaceutical Jurisprudence	3	CO16	3	73.33	220	3	73.33	220	2	73.33	147							
17	3.5	Medicinal Chemistry	3	CO17																
18	3.6	Pharmaceutical Formulations	3	CO18																
19	4.1	Pharmacotherapeutics - III	4	CO19	2	90.	180	3	90.	270	2	90.	180							
20	4.2	Hospital Pharmacy	4	CO20	1	85.71	86	2	85.71	171										
21	4.3	Clinical Pharmacy	4	CO21	3	86.67	217	3	86.67	231	1	86.67	87							
22	4.4	Biostatistics & Research Methodology	4	CO22	1	91.43	114	1	91.43	110	2	91.43	165							
23	4.5	Biopharmaceutics & Pharmcokinetics	4	CO23																
24	4.6	Clinical Toxicology	4	CO24	1	100.	133	2	100.	180										
25	5.1	Clinical Research	5	CO25							1	97.14	97							
26	5.2	Pharmacoepidemiology and Pharmacoeconomics	5	CO26	1	96.67	97	1	96.67	97	2	96.67	193							
27	5.3	Clinical Pharmacokinetics & Pharmacotherapeutics	5	CO27				2	97.14	194	1	97.14	97							
28	5.4	Clerkship	5	CO28	3			3	100.	300	3	100.	300							
29	5.5	Project	5	CO29				2	100.	200	3	100.	300							
					25.1	944	1833	32.7	1341	2887	20.8	1009	1896							
					73.1			88.4			91.1									
					Attainment of PO = $\sum w*x/w$															



Comparison of Attainment POs and PSOs
By Direct Methods A and B



PSG College of Pharmacy
Coimbatore

Admitted year 2013
Batch 2013 – 2019
Program Pharm.D

	Pass Percentage	% of Students Scored Grades O, A & B	Weighted Average
PO1	99.17	90.83	89.26
PO2	99.33	92.29	92.88
PO3	100.00	88.33	88.04
PO4	100.00	89.73	88.55
PO5	98.61	85.79	84.99
PO6	98.99	88.65	87.49
PO7	98.49	86.98	73.09
PO8	98.79	89.40	88.36
PO9	99.70	91.73	91.13

Handwritten signature



Achievement of Program outcome

PSG College of Pharmacy

Pharm.D program

Coimbatore

Admitted year 2014

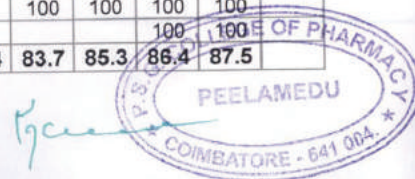
Percentage* of Students Scoring- Direct method A

Batch

2014 - 2020

CO. No	Course Code	Course Name	Year	COs No	Program Outcome						Program Specific Outcome			
					PO1	PO2	PO3	PO4	PO5	PO6	PO7	PO8	PO9	
1	1.1	Human Anatomy and Physiology	1	CO1			72							
2	1.2	Pharmaceutics	1	CO2	62				62				62	
3	1.3	Medicinal Biochemistry	1	CO3			66			66				
4	1.4	Pharmaceutical Organic chemistry	1	CO4				45						
5	1.5	Pharmaceutical Inorganic chemistry	1	CO5		66			66					
6	1.6	Remedial Mathamedics/Biology	1	CO6										
7	2.1	Pathophysiology	2	CO7					83	83	83	83		
8	2.2	Pharmaceutical Microbiology	2	CO8			72		72	72				
9	2.3	Pharmacognocny & Phytopharmaceuticals	2	CO9	83	83	83	83						
10	2.4	Pharmacology - I	2	CO10			76			76				
11	2.5	Community Pharmacy	2	CO11					93	93	93	93		
12	2.6	Pharmacotherapeutics - I	2	CO12						66	66	66		
13	3.1	Pharmacology - II	3	CO13				76				76		
14	3.2	Pharmaceutical Analysis	3	CO14	97	97		97	97				97	
15	3.3	Pharmacotherapeutics - II	3	CO15						83	83	83		
16	3.4	Pharmaceutical Jurisprudence	3	CO16					86	86	86	86	86	
17	3.5	Medicinal Chemistry	3	CO17			72	72	72					
18	3.6	Pharmaceutical Formulations	3	CO18	79	79								
19	4.1	Pharmacotherapeutics - III	4	CO19			86	86	86	86	86	86	86	
20	4.2	Hospital Pharmacy	4	CO20					97	97	97	97		
21	4.3	Clinical Pharmacy	4	CO21						86	86	86	86	
22	4.4	Biostatistics & Research Methodology	4	CO22		59		59	59	59	59	59	59	
23	4.5	Biopharmaceutics & Pharmacokinetics	4	CO23					79	79				
24	4.6	Clinical Toxicology	4	CO24			90			90	90	90		
25	5.1	Clinical Research	5	CO25					93	93			93	
26	5.2	Pharmacoepidemiology and Pharmacoecono	5	CO26						97	97	97	97	
27	5.3	Clinical Pharmacokinetics & Pharmacotherap	5	CO27						97		97	97	
28	5.4	Clerkship	5	CO28						100	100	100	100	
29	5.5	Project	5	CO29							100	100	100	
Percentage Average					80.2	76.6	77.2	73.9	80.4	83.7	85.3	86.4	87.5	

* =>60% considered as achievement of program outcome



Achievement of Program outcome

PSG College of Pharmacy

Pharm.D program

Coimbatore

Admitted year 2014

Weightage associated- Direct method B

Batch 2014 – 2020

CO. No	Course Code	Course Name	Year	COs No	Program Outcome								
					PO1			PO2			PO3		
					w	x	w*x	w	x	w*x	w	x	w*x
1	1.1	Human Anatomy and Physiology	1	CO1							3	72.41	217
2	1.2	Pharmaceutics	1	CO2	3	62.07	186				1	65.52	66
3	1.3	Medicinal Biochemistry	1	CO3									
4	1.4	Pharmaceutical Organic chemistry	1	CO4									
5	1.5	Pharmaceutical Inorganic chemistry	1	CO5				2	65.52	131			
6	1.6	Remedial Mathamedics/Biology	1	CO6									
7	2.1	Pathophysiology	2	CO7									
8	2.2	Pharmaceutical Microbiology	2	CO8							2	72.41	109
9	2.3	Pharmacognocny & Phytopharmaceuticals	2	CO9	2	82.76	166	3	82.76	248	3	82.76	248
10	2.4	Pharmacology - I	2	CO10							1	75.86	76
11	2.5	Community Pharmacy	2	CO11									
12	2.6	Pharmacotherapeutics - I	2	CO12									
13	3.1	Pharmacology - II	3	CO13									
14	3.2	Pharmaceutical Analysis	3	CO14	2	96.55	193	3	96.55	241			
15	3.3	Pharmacotherapeutics - II	3	CO15									
16	3.4	Pharmaceutical Jurisprudence	3	CO16									
17	3.5	Medicinal Chemistry	3	CO17							1	72.41	72
18	3.6	Pharmaceutical Formulations	3	CO18	2	79.31	159	3	79.31	238			
19	4.1	Pharmacotherapeutics - III	4	CO19							1	86.21	86
20	4.2	Hospital Pharmacy	4	CO20									
21	4.3	Clinical Pharmacy	4	CO21									
22	4.4	Biostatistics & Research Methodology	4	CO22				1	58.62	59			
23	4.5	Biopharmaceutics & Pharmacokinetics	4	CO23									
24	4.6	Clinical Toxicology	4	CO24							2	89.66	143
25	5.1	Clinical Research	5	CO25									
26	5.2	Pharmacoepidemiology and Pharmacoeconomics	5	CO26									
27	5.3	Clinical Pharmacokinetics & Pharmacotherapeutics	5	CO27									
28	5.4	Clerkship		CO28									
29	5.5	Project		CO29									
Attainment of PO = $\Sigma w*x/w$					9	320.7	703.4	11.5	382.8	917.2	13.1	617.2	1018
						78.2			79.8			77.7	



Achievement of Program outcome

PSG College of Pharmacy

Pharm.D program

Coimbatore

Admitted year 2014

Weightage associated- Direct method B

Batch 2014 – 2020

CO.No	Course Code	Course Name	Year	COs No	Program Outcome								
					W	X	W*X	W	X	W*X	W	X	W*X
					PO4			PO5			PO6		
1	1.1	Human Anatomy and Physiology	1	CO1				2	62.07	103			
2	1.2	Pharmaceutics	1	CO2							1	65.52	66
3	1.3	Medicinal Biochemistry	1	CO3									
4	1.4	Pharmaceutical Organic chemistry	1	CO4	1	44.83	63						
5	1.5	Pharmaceutical Inorganic chemistry	1	CO5				1	65.52	66			
6	1.6	Remedial Mathamedics/Biology	1	CO6									
7	2.1	Pathophysiology	2	CO7				3	82.76	248	3	82.76	248
8	2.2	Pharmaceutical Microbiology	2	CO8				2	72.41	145	3	72.41	181
9	2.3	Pharmacognocny & Phytopharmaceuticals	2	CO9	3	82.76	248						
10	2.4	Pharmacology - I	2	CO10							1	75.86	76
11	2.5	Community Pharmacy	2	CO11				3	93.1	279	3	93.1	279
12	2.6	Pharmacotherapeutics - I	2	CO12							2	65.52	131
13	3.1	Pharmacology - II	3	CO13	1	75.86	76						
14	3.2	Pharmaceutical Analysis	3	CO14	1	96.55	97	2	96.55	193			
15	3.3	Pharmacotherapeutics - II	3	CO15							2	82.76	166
16	3.4	Pharmaceutical Jurisprudence	3	CO16				3	86.21	259	3	86.21	259
17	3.5	Medicinal Chemistry	3	CO17	3	72.41	217	1	72.41	72			
18	3.6	Pharmaceutical Formulations	3	CO18									
19	4.1	Pharmacotherapeutics - III	4	CO19	1	86.21	86	2	86.21	172	1	86.21	86
20	4.2	Hospital Pharmacy	4	CO20				1	96.55	97	3	96.55	290
21	4.3	Clinical Pharmacy	4	CO21							3	86.21	216
22	4.4	Biostatistics & Research Methodology	4	CO22	1	58.62	59	1	58.62	59	1	58.62	59
23	4.5	Biopharmaceutics & Pharmacokinetics	4	CO23				3	79.31	238	2	79.31	159
24	4.6	Clinical Toxicology	4	CO24							2	89.66	134
25	5.1	Clinical Research	5	CO25				3	93.1	233	3	93.1	233
26	5.2	Pharmacoepidemiology and Pharmacoeconomics	5	CO26							2	96.55	193
27	5.3	Clinical Pharmacokinetics & Pharmacotherapeutics	5	CO27							1	96.55	97
28	5.4	Clerkship	5	CO28							3	100.	300
29	5.5	Project	5	CO29									
Attainment of PO = $\Sigma W*X/W$					11.4	517.2	845.5	26.17	1045	2164	37	1507	3171
					74.2			82.7			85.7		

Handwritten signature



Achievement of Program outcome

PSG College of Pharmacy

Pharm.D program

Coimbatore

Admitted year 2014

Weightage associated- Direct method B

Batch 2014 – 2020

CO. No	Course Code	Course Name	Year	COs No	Program Specific Outcome									w	x	w*x
					W	X	w*x	w	X	w*x	w	X	w*x			
					PO7			PO8			PO9					
1	1.1	Human Anatomy and Physiology	1	CO ₁												
2	1.2	Pharmaceutics	1	CO ₂							3	62.07	186			
3	1.3	Medicinal Biochemistry	1	CO ₃												
4	1.4	Pharmaceutical Organic chemistry	1	CO ₄												
5	1.5	Pharmaceutical Inorganic chemistry	1	CO ₅												
6	1.6	Remedial Mathamedics/Biology	1	CO ₆												
7	2.1	Pathophysiology	2	CO ₇	3	82.76	248	2	82.76	166						
8	2.2	Pharmaceutical Microbiology	2	CO ₈												
9	2.3	Pharmacognocny & Phytopharmaceuticals	2	CO ₉												
10	2.4	Pharmacology - I	2	CO ₁₀												
11	2.5	Community Pharmacy	2	CO ₁₁	3	93.1	279	2	93.1	186						
12	2.6	Pharmacotherapeutics - I	2	CO ₁₂	2	65.52	131	3	65.52	197						
13	3.1	Pharmacology - II	3	CO ₁₃				1	75.86	76						
14	3.2	Pharmaceutical Analysis	3	CO ₁₄							1	96.55	97			
15	3.3	Pharmacotherapeutics - II	3	CO ₁₅	2	82.76	166	3	82.76	248						
16	3.4	Pharmaceutical Jurisprudence	3	CO ₁₆	3	86.21	259	3	86.21	259	2	86.21	172			
17	3.5	Medicinal Chemistry	3	CO ₁₇												
18	3.6	Pharmaceutical Formulations	3	CO ₁₈												
19	4.1	Pharmacotherapeutics - III	4	CO ₁₉	2	86.21	172	3	86.21	259	2	86.21	172			
20	4.2	Hospital Pharmacy	4	CO ₂₀	1	96.55	97	2	96.55	193						
21	4.3	Clinical Pharmacy	4	CO ₂₁	3	86.21	216	3	86.21	230	1	86.21	86			
22	4.4	Biostatistics & Research Methodology	4	CO ₂₂	1	58.62	73	1	58.62	70	2	58.62	106			
23	4.5	Biopharmaceutics & Pharmacokinetics	4	CO ₂₃												
24	4.6	Clinical Toxicology	4	CO ₂₄	1	89.66	120	2	89.66	161						
25	5.1	Clinical Research	5	CO ₂₅							1	93.1	93			
26	5.2	Pharmacoepidemiology and Pharmacoeconomics	5	CO ₂₆	1	96.55	97	1	96.55	97	2	96.55	193			
27	5.3	Clinical Pharmacokinetics & Pharmacotherapeutics	5	CO ₂₇				2	96.55	193	1	96.55	97			
28	5.4	Clerkship	5	CO ₂₈	3			3	100.	300	3	100.	300			
29	5.5	Project	5	CO ₂₉				2	100.	200	3	100.	300			
					25.1	924	1857	32.7	1297	2834	20.8	962	1802			
					74			86.8			86.6					

Attainment of PO = $\Sigma w*x/w$



Comparison of Attainment POs and PSOs
By Direct Methods A and B



PSG College of Pharmacy
Coimbatore

Admitted year 2014
Batch 2014 – 2020
Program Pharm.D

	Pass Percentage	% of Students Scored Grades O, A & B	Weighted Average
PO1	94.83	80.17	78.16
PO2	96.55	76.55	79.76
PO3	96.98	77.16	77.68
PO4	97.04	73.89	74.17
PO5	96.29	80.37	82.69
PO6	96.93	83.72	85.69
PO7	97.13	85.34	74.02
PO8	97.24	86.44	86.76
PO9	96.87	87.46	86.64



Handwritten signature



Achievement of Program Outcome

M.Pharm NON SEMESTER Program (Pharmacology)

PSG College of Pharmacy

Coimbatore

Admitted year: 2015 Batch: 2015 – 2017

By Percentage of Students Scoring Direct Method -A

Students scoring $\geq 60\%$ considered as achievement of program outcome

S. No	Course Code	Year	Course Name	CO	PO1	PO2	PO3	PO4	PO5	PO6	PO7	PO8
1	1.1	1	Modern Pharmaceutical Analytical Techniques	100	100	100			100	100		100
2	1.2	1	Pharmacology & Toxicology	100	100	100		100	100	100	100	100
3	1.3	1	Biological Standardisation and Pharmacological Screening Methods	100	100	100	100	100	100	100		100
4	1.4	1	Drug Design and Molecular Pharmacology	100		100			100			
5	2.1	2	Dissertation	100	71	71	71	71	71	71	71	71
			Percentage Average	100	93	94	86	90	94	93	86	93

Signature





Achievement of Program Outcome

M.Pharm NON SEMESTER PROGRAM (Pharmacology)

PSG College of Pharmacy

Coimbatore

Admitted year: 2015 Batch: 2015 – 2017


By Weighted associated Direct Method -B

w=weightage, x=percentage scored (>=60% considered as achieved percentage)

S. No	Course Code	Year	Course Name	CO		PO1			PO2			PO3			PO4	
					W	X	W*X	W	X	W*X	W	X	W*X	W	X	W*X
1	1.1	1	Modern Pharmaceutical Analytical Techniques	100	1	100	100	1	100	100				1	100.	133
2	1.2	1	Pharmacology & Toxicology	100	1	100	100	3	100	250				3	100.	260
3	1.3	1	Biological Standardisation and Pharmacological Screening Methods	100	1	100	100	2	100	180	2	100	160			
4	1.4	1	Drug Design and Molecular Pharmacology	100				2	100.	240						
5	2.1	2	Dissertation		2	71	143	3	71	214	3	71	214	2	71	143
					5	371	443	11	471	984	5	171	374	6	271	536
			Attainment of PO = $\Sigma w*x/w$	100		88.6			92			81.4			90	

S. No	Course Code	Year	Course Name	CO	PO5			PO6			PO7			PO8		
					W	X	W*X	W	X	W*X	W	X	W*X	W	X	W*X
1	1.1	1	Modern Pharmaceutical Analytical Techniques	100	2	100	150	3	100.	300				1	100.	100
2	1.2	1	Pharmacology & Toxicology	100	1	100	100	1	100.	100	1	100.	100	1	100.	120
3	1.3	1	Biological Standardisation and Pharmacological Screening Methods	100	1	100	100	2	100.	200				1	100.	100
4	1.4	1	Drug Design and Molecular Pharmacology	100	2	100	200									
5	2.1	2	Dissertation	100												
6	-	1			2	71	143	1	71	71	1	71	71	1	71	71
7		2			8	471	693	7	371	671	2	171	171	4	371	391
			Attainment of PO = $\Sigma w*x/w$	100	92.4			95.9			85.7			93.2		

Handwritten signature



Comparison Achievement of Program Outcome
M.Pharm NONSEMESTER Program (Pharmacology)

Admitted year: 2015 Batch: 2015 – 2017

PSG College of Pharmacy
Coimbatore

By Direct Methods – A and B

Program Outcome	Pass Percentage	Method A	Method B
PO1	92.86	92.86	88.57
PO2	94.29	94.29	91.99
PO3	85.71	85.71	81.37
PO4	90.48	90.48	90.37
PO5	94.29	94.29	92.38
PO6	92.86	92.86	95.92
PO7	85.71	85.71	85.71
PO8	92.86	92.86	93.20

K. S. S.





Achievement of Program Outcome
M.Pharm SEMESTER Program (Pharmacy Practice)

PSG College of Pharmacy
Coimbatore

Admitted year: 2017 Batch: 2017 – 2019

By Percentage of Students Scoring Direct Method -A

Students scoring =>60% considered as achievement of program outcome

S. No	Course Code	Year	Course Name	CO	PO1	PO2	PO3	PO4	PO5	PO6	PSO1	PSO2
1	MPP101T	1	Clinical Pharmacy Practice	79.4							89	89
2	MPP102T	1	Pharmacotherapeutics - I	56.2			78	78	78			78
3	MPP103T	1	Hospital & Community Pharmacy	83.3	100		100		100		100	100
4	MPP104T	1	Clinical Research	71.1		89	89			89		
5	MPP105P	1	Pharmacy Practice Practical I	99.7	100		100		100		100	100
6	-	1	Seminar/Assignment I	100					100	100		100
7		2	Principles of Quality use of Medicines	81.1		78	78					78
8	MPP201T	2	Pharmacotherapeutics - II	72.5			67	67	67			67
9	MPP202T	2	Clinical Pharmacokinetics and Therapeutic drug Monitoring	54	56	56	56	56	56	56		56
10	MPP203T	2	Pharmacoepidemiology & Pharmacoeconomics	88.6	89	89					89	89
11	MPP204T	2	Pharmacy Practice Practical II	94.7			100		100		100	100
12	MPP205P	2	Seminar/Assignment II	88.9					89	89		89
13	-	3	Research Methodology and Biostatistics	46		88	88					
14		3	Journal Club I	87.5			88		88			
15	MRM301T	3	Discussion/Presentation I - Proposal Presentation	87.5			88					
16		3	Research Work	96.9			88					
17		4	Journal Club II	100			100		100			
18		4	Discussion/Presentation II - Proposal Presentation	100			100					
19		4	Research Work and Colloquium	96.9			88					
			Percentage Average	83.4	86.1	79.7	86.9	66.7	87.6	83.3	95.6	85.9



K. S. S. S.



Achievement of Program Outcome M.Pharm SEMESTER Program (Pharmacy Practice)


PSG College of Pharmacy
Coimbatore

Admitted year: 2017 Batch: 2017 – 2019

By Weighted associated Direct Method -B

w=weightage, x=percentage scored (>=60% considered as achieved percentage)

S. No	Course Code	Year	Course Name	CO	PSO1			PSO2			PSO3			PSO4		
					W	X	W*X	W	X	W*X	W	X	W*X			
1	MPP101T	1	Clinical Pharmacy Practice	79.4												
2	MPP102T	1	Pharmacotherapeutics - I	56.2							2	78	156	1	78	78
3	MPP103T	1	Hospital & Community Pharmacy	83.3	1	100	100	1	89	89	1	100	100			
4	MPP104T	1	Clinical Research	71.1							3	89	267			
5	MPP105P	1	Pharmacy Practice Practical I	99.7	1	100	100				1	100	100			
6	-	1	Seminar/Assignment I	100				1	78	78						
7		2	Principles of Quality use of Medicines	81.1							1	78	78			
8	MPP201T	2	Pharmacotherapeutics - II	72.5				1	56	56	2	67	133	1	67	67
9	MPP202T	2	Clinical Pharmacokinetics and Therapeutic drug Monitoring	54	1	56	56	1	89	89	2	56	111	1	56	56
10	MPP203T	2	Pharmacoeconomics & Pharmacoeconomics	88.6	1	89	89									
11	MPP204T	2	Pharmacy Practice Practical II	94.7							1	100	100			
12	MPP205P	2	Seminar/Assignment II	88.9				2	88	176						
13	-	3	Research Methodology and Biostatistics	46							3	88	264			
14		3	Journal Club I	87.5							2	88	176			
15	MRM301T	3	Discussion/Presentation I - Proposal Presentation	87.5							3	88	264			
16		3	Research Work	96.9							3	88	264			
17		4	Journal Club II	100							2	100	200			
18		4	Discussion/Presentation II - Proposal Presentation	100							3	100	300			
19		4	Research Work and Colloquium	96.9							3	88	264			
					4	345	345	5.5	400	488	31.7	1308	2776	3	200	200
			Attainment of PO = $\sum w*x/w$	83.4		86.1			88.7			87.6			66.7	



S. No	Course Code	Year	Course Name	CO	PSO5			PSO6			PSO7			PSO8		
					W	X	W*X	W	X	W*X	W	X	W*X	W	X	W*X
1	MPP101T	1	Clinical Pharmacy Practice	79.4							2	89	133	2	89	142
2	MPP102T	1	Pharmacotherapeutics - I	56.2	2	78	156							3	78	233
3	MPP103T	1	Hospital & Community Pharmacy	83.3	1	100	100				1	100	100	2	100	200
4	MPP104T	1	Clinical Research	71.1				1	89	89						
5	MPP105P	1	Pharmacy Practice Practical I	99.7	1	100	100				1	100	100	1	100	100
6	-	1	Seminar/Assignment I	100	1	100	100	2	100	200				2	100	200
7		2	Principles of Quality use of Medicines	81.1										2	78	156
8	MPP201T	2	Pharmacotherapeutics - II	72.5	2	67	133							3	67	200
9	MPP202T	2	Clinical Pharmacokinetics and Therapeutic drug Monitoring	54	3	56	167	1	56	56				2	56	111
10	MPP203T	2	Pharmacoepidemiology & Pharmacoeconomics	88.6							1	89	89	3	89	267
11	MPP204T	2	Pharmacy Practice Practical II	94.7	1	100	100				1	100	100	2	100	200
12	MPP205P	2	Seminar/Assignment II	88.9	1	89	89	2	89	178				2	89	178
13	-	3	Research Methodology and Biostatistics	46												
14		3	Journal Club I	87.5	1	88	88									
15	MRM301T	3	Discussion/Presentation I - Proposal Presentation	87.5												
16		3	Research Work	96.9												
17		4	Journal Club II	100	1	100	100									
18		4	Discussion/Presentation II - Proposal Presentation	100												
19		4	Research Work and Colloquium	96.9												
					14	876.4	1132	6	333.3	522.2	5.5	478	522	24	944	1987
			Attainment of PO = $\Sigma w*x/w$	83.4		80.9		87.0			94.9			84.2		





Comparison Achievement of Program Outcome
M.Pharm SEMESTER Program (Pharmacy Practice)

Admitted year: 2017 Batch: 2017 – 2019

PSG College of Pharmacy
Coimbatore

By Direct Methods – A and B

Program Outcome	Pass Percentage	Method A	Method B
PSO1	100.00	86.11	86.11
PSO2	97.78	77.78	32.32
PSO3	97.78	85.00	83.87
PSO4	100.00	66.67	66.67
PSO5	100.00	87.64	80.85
PSO6	100.00	83.33	87.04
PSO7	100.00	95.56	94.95
PSO8	100.00	85.86	84.18





Achievement of Program Outcome

M.Pharm SEMESTER Program (Pharmaceutical Analysis)

PSG College of Pharmacy

Coimbatore

Admitted year: 2017 Batch: 2017 – 2019

By Percentage of Students Scoring Direct Method -A

Students scoring $\geq 60\%$ considered as achievement of program outcome

S. No	Course Code	Year	Course Name	CO	PSO1	PSO2	PSO3	PSO4	PSO5	PSO6	PSO7	PSO8
1	MPA101T	1	Modern Pharmaceutical Analysis Techniques	65.1	67	67		67	67	67	67	
2	MPA102T	1	Advanced Pharmaceutical Analysis	60.7						100		100
3	MPA103T	1	Pharmaceutical validation	83.8	83	83	83			83		
4	MPA104T	1	Food Analysis	70.8	83	83				83		83
5	MPA105P	1	Pharmaceutical Analysis Practical I	97.4	100					100		
6	MSA106R	1	Seminar/Assignment I	100	100	100				100		
7	MPA201T	2	Advanced Instrumental Analysis	35.6	50	50			50	50		50
8	MPA202T	2	Quality control & Quality Assurance	71.7	67	67		83		67	83	
9	MPA203T	2	Herbal & Cosmetic Analysis	83.4	83	83	83			83		
10	MPA204T	2	Modern Bioanalytical Techniques	49.3	83	83	83			83		
11	MPA205P	2	Pharmaceutical Analysis Practical II	97.3	100	100			100	100		
12	MSA206R	2	Seminar/Assignment II	100	100	100				100		
13	MRM301T	3	Research Methodology and Biostatistics	78.8		83	83					
14	MJC301R	3	Journal Club I	100	100	100				100		
15	MDP302R	3	Discussion/Presentation I - Proposal Presentation	100	100					100		
16	MRW303R	3	Research Work	100		100			100	100		
17	MJC401R	4	Journal Club II	100	100	100				100		
18	MDP402R	4	Discussion/Presentation II - Proposal Presentation	100	100					100		
19	MRW403R	4	Research Work and Colloquium	100	100	100			100	100		
			Percentage Average									
				83.3	89	87	83	75	83	89.8	75	77.8



Handwritten signature



Achievement of Program Outcome

M.Pharm SEMESTER Program (Pharmaceutical Analysis)

PSG College of Pharmacy

Coimbatore


Admitted year: 2017 Batch: 2017 – 2019

By Weighted associated Direct Method -B

w=weightage, x=percentage scored (>=60% considered as achieved percentage)

S. No	Course Code	Year	Course Name	CO	PSO1			PSO2			PSO3			PSO4		
					W	X	W*X	W	X	W*X	W	X	W*X			
1	MPA101T	1	Modern Pharmaceutical Analysis Techniques	65.1	1	67	67	1	67	67				1	66.7	67
2	MPA102T	1	Advanced Pharmaceutical Analysis	60.7												
3	MPA103T	1	Pharmaceutical validation	83.8	1	83	83	2	83	167	1	83	83			
4	MPA104T	1	Food Analysis	70.8	1	83	83	2	83	167						
5	MPA105P	1	Pharmaceutical Analysis Practical I	97.4	2	100	200									
6	MSA106R	1	Seminar/Assignment I	100	2	100	200	1	100	100						
7	MPA201T	2	Advanced Instrumental Analysis	35.6	1	50	50	2	50							
8	MPA202T	2	Quality control & Quality Assurance	71.7	1	67	67	2	67	133				1	83.3	83
9	MPA203T	2	Herbal & Cosmetic Analysis	83.4	1	83	83	1	83	167	1	83	83			
10	MPA204T	2	Modern Bioanalytical Techniques	49.3	1	83	83	2	83	83	1	83	83			
11	MPA205P	2	Pharmaceutical Analysis Practical II	97.3	2	100	150	3	100	200						
12	MSA206R	2	Seminar/Assignment II	100	2	100	200	1	100	250						
13	MRM301T	3	Research Methodology and Biostatistics	78.8				2	83	83	3	83	222			
14	MJC301R	3	Journal Club I	100	1	100	100	2	100							
15	MDP302R	3	Discussion/Presentation I - Proposal Presentation	100	1	100	100									
16	MRW303R	3	Research Work	100				2	100	200						
17	MJC401R	4	Journal Club II	100	1	100	100	2	100							
18	MDP402R	4	Discussion/Presentation II - Proposal Presentation	100	1	100	100									
19	MRW403R	4	Research Work and Colloguium	100	1	100	100	3	100	200						
						20	1417	27	1300	1817	6	333.3	472	2	150	150
			Attainment of PO = $\sum w*x/w$	83.3		90.6			67.3			83.3			75	

[Signature]



S. No	Course Code	Year	Course Name	CO	PSO5			PSO6			PSO7			PSO8		
					W	X	W*X	W	X	W*X	W	X	W*X	W	X	W*X
1	MPA101T	1	Modern Pharmaceutical Analysis Techniques	65.1	2	67	133	3	67	200	1	67	67			
2	MPA102T	1	Advanced Pharmaceutical Analysis	60.7				2	100	200				2	83.3	167
3	MPA103T	1	Pharmaceutical validation	83.8				2	83	139						
4	MPA104T	1	Food Analysis	70.8				2	83	133				2	83	167
5	MPA105P	1	Pharmaceutical Analysis Practical I	97.4				2	100	200						
6	MSA106R	1	Seminar/Assignment I	100				2	100	200						
7	MPA201T	2	Advanced Instrumental Analysis	35.6	2	50	100	3	50	150				2	50	100
8	MPA202T	2	Quality control & Quality Assurance	71.7				2	67	133	1	83.3	83			
9	MPA203T	2	Herbal & Cosmetic Analysis	83.4				1	83	83						
10	MPA204T	2	Modern Bioanalytical Techniques	49.3				2	83	139						
11	MPA205P	2	Pharmaceutical Analysis Practical II	97.3	2	100	150	2	100	200						
12	MSA206R	2	Seminar/Assignment II	100				2	100	200						
13	MRM301T	3	Research Methodology and Biostatistics	78.8												
14	MJC301R	3	Journal Club I	100				2	100	200						
15	MDP302R	3	Discussion/Presentation I - Proposal Presentation	100				2	100	200						
16	MRW303R	3	Research Work	100	1	100	100	3	100	300						
17	MJC401R	4	Journal Club II	100				2	100	200						
18	MDP402R	4	Discussion/Presentation II - Proposal Presentation	100				2	100	200						
19	MRW403R	4	Research Work and Colloquium	100	2	100	200	1	100	140						
					9	417	683	36	1617	3218	2	150	150	6	233	467
			Attainment of PO = $\Sigma w*x/w$	83.3	80.4			88.6			75			77.8		

Handwritten signature





Comparison Achievement of Program Outcome
M.Pharm SEMESTER Program (Pharmaceutical Analysis)

Admitted year: 2017 Batch: 2017 – 2019

PSG College of Pharmacy
Coimbatore

By Direct Methods – A and B

Program Outcome	Pass Percentage	Method A	Method B
PSO1	100.00	88.54	90.60
PSO2	100.00	86.67	67.28
PSO3	100.00	83.33	83.33
PSO4	100.00	75.00	75.00
PSO5	100.00	83.33	80.39
PSO6	100.00	89.81	88.56
PSO7	100.00	75.00	75.00
PSO8	100.00	77.78	77.78



Handwritten signature



Achievement of Program Outcome
M.Pharm SEMESTER Program (Pharmaceutics)

PSG College of Pharmacy
Coimbatore

Admitted year: 2017 Batch: 2017 – 2019

By Percentage of Students Scoring Direct Method -A

Students scoring =>60% considered as achievement of program outcome

S. No	Course Code	Year	Course Name	CO	PO1	PO2	PO3	PO4	PO5	PO6	PSO1	PSO2	Sign
1	MPH101T	1	MPAT	41.3	25	25			25	25	25		
2	MPH102T	1	Drug Delivery System	69.9	75				75				
3	MPH103T	1	Modern Pharmaceutics	48.6	58								
4	MPH104T	1	Regulatory Affairs	40.1		25	25			25		25	
5	MPH105P	1	Practical 1	99.5	100	100				100		100	
6	MSA106R	1	Seminar/Assignment I	100	100	100				100		100	
7	MPH201T	2	Molecular Pharmaceutics	64.4	67					67			
8	MPH202T	2	ABPPK	47.9	58	58	58	58					
9	MPH203T	2	Computer Aided Drug delivery system	73.8	83	83	83			83			
10	MPH204T	2	Cosmetics and Cosmeceutics	64	92								
11	MPH205P	2	Practical 2	97.9			100		100		100	100	
12	MSA206R	2	Seminar/Assignment II	100			100		100	100	100	100	
13	MRM301T	3	Research Methodology and Biostatistics	56.4		42	42						
14	MJC302R	3	Journal Club I	100			100			100			
15	MDP303R	3	Discussion/Presentation I - Proposal Presentation	100			100			100			
16	MRW304R	3	Research Work	75			100			100			
17	MJC401R	4	Journal Club II	93.8			92			92			
18	MDP402R	4	Discussion/Presentation II - Proposal Presentation	87.5			83			83			
19	MRW403R	4	Research Work and Colloquium	93.8			92			92			
			Percentage Average	76.51	73	62	81	58	75	82	75	85	

K. Srinivas





Achievement of Program Outcome
M.Pharm SEMESTER Program (Pharmaceutics)

PSG College of Pharmacy
 Coimbatore

Admitted year: 2017 Batch: 2017 – 2019

By Weighted associated Direct Method -B

w=weightage, x=percentage scored (>=60% considered as achieved percentage)

S. No	Course Code	Year	Course Name	CO	PO1			PO2			PO3			PO4		
					W	X	W*X	W	X	W*X	W	X	W*X			
1	MPH101T	1	MPAT	41.3	1	25	25	1	25	25						
2	MPH102T	1	Drug Delivery System	69.9	2	75	150									
3	MPH103T	1	Modern Pharmaceutics	48.6	2	58	128									
4	MPH104T	1	Regulatory Affairs	40.1				1	25	25	1	25	25			
5	MPH105P	1	Practical 1	99.5	2	100	150	3	100	300						
6	MSA106R	1	Seminar/Assignment I	100	2	100	200	3	100	300						
7	MPH201T	2	Molecular Pharmaceutics	64.4	2	67	133									
8	MPH202T	2	ABPPK	47.9	1	58	78	3	58		3	58	175	2	58	117
9	MPH203T	2	Computer Aided Drug delivery system	73.8	1	83	83	1	83	250	1	83	83			
10	MPH204T	2	Cosmetics and Cosmeceutics	64	2	92	183									
11	MPH205P	2	Practical 2	97.9							1	100	100			
12	MSA206R	2	Seminar/Assignment II	100							1	100	100			
13	MRM301T	3	Research Methodology and Biostatistics	56.4				2	42		3	42	111			
14	MJC302R	3	Journal Club I	100							3	100	300			
15	MDP303R	3	Discussion/Presentation I - Proposal Presentation	100							3	100	300			
16	MRW304R	3	Research Work	75							3	100	300			
17	MJC401R	4	Journal Club II	93.8							3	92	275			
18	MDP402R	4	Discussion/Presentation II - Proposal Presentation	87.5							3	83	250			
19	MRW403R	4	Research Work and Collogulium	93.8							3	92	275			
					15	658	1131	14	433	900	28	975	2294	2	58	117
			Attainment of PO = $\sum w*x/w$	76.51		75.2			66.7			82.9			58.3	

Signature



S. No	Course Code	Year	Course Name	CO	PO5			PO6			PSO1			PSO2		
					W	X	W*X	W	X	W*X	W	X	W*X	W	X	W*X
1	MPH101T	1	MPAT	41.3	2	25	50	3	25	75	1	25	25			
2	MPH102T	1	Drug Delivery System	69.9	2	75	150									
3	MPH103T	1	Modern Pharmaceutics	48.6												
4	MPH104T	1	Regulatory Affairs	40.1				1	25	25				1	25	25
5	MPH105P	1	Practical 1	99.5				2	100	167				2	100	200
6	MSA106R	1	Seminar/Assignment I	100				2	100	200				2	100	200
7	MPH201T	2	Molecular Pharmaceutics	64.4				2	67	133						
8	MPH202T	2	ABPPK	47.9												
9	MPH203T	2	Computer Aided Drug delivery system	73.8				1	83	83						
10	MPH204T	2	Cosmetics and Cosmeceutics	64												
11	MPH205P	2	Practical 2	97.9	1	100	100				1	100	100	2	100	200
12	MSA206R	2	Seminar/Assignment II	100	3	100	300	3	100	300	3	100	300	2	100	200
13	MRM301T	3	Research Methodology and Biostatistics	56.4												
14	MJC302R	3	Journal Club I	100				3	100	300						
15	MDP303R	3	Discussion/Presentation I - Proposal Presentation	100				3	100	300						
16	MRW304R	3	Research Work	75				3	100	300						
17	MJC401R	4	Journal Club II	93.8				3	92	275						
18	MDP402R	4	Discussion/Presentation II - Proposal Presentation	87.5				3	83	250						
19	MRW403R	4	Research Work and Colloquium	93.8				3	92	275						
					8	300	600	32	1067	2683	5	225	425	9	425	825
			Attainment of PO = $\Sigma w*x/w$	76.51		75			84.7			85			91.7	

Handwritten signature





Comparison Achievement of Program Outcome
M.Pharm SEMESTER Program (Pharmaceutics)

Admitted year: 2017 Batch: 2017 – 2019

PSG College of Pharmacy
Coimbatore

By Direct Methods – A and B

Program Outcome	Pass Percentage	Method A	Method B
PO1	96.30	73.15	75.24
PO2	89.29	61.90	66.67
PO3	93.75	81.25	82.93
PO4	100.00	58.33	58.33
PO5	91.67	75.00	75.00
PO6	94.23	82.05	84.74
PSO1	88.89	75.00	85.00
PSO2	98.33	85.00	91.67

[Handwritten signature]

